



# 2003 Annual Report

COMMISSIONER'S OFFICE

The Honourable Paul Henderson MLA  
Minister for Police Fire and Emergency Services  
Parliament House  
DARWIN NT 0800

Dear Minister

Pursuant to section 28 of the *Public Sector Employment and Management Act*, I submit to you a report on the operations of Northern Territory Police, Fire and Emergency Services for the period 1 July 2002 to 30 June 2003.

In respect of my duties as an Accountable Officer, pursuant to Section 13 of the *Financial Management Act*, I advise that to the best of my knowledge and belief:

- a) proper records of all transactions affecting the Agency are kept and that employees under my control observe the requirements of the *Financial Management Act*, the Financial Management Regulations and Treasurer's Directions
- b) procedures within this Agency afford proper internal control, and a current description of such procedures is recorded in the Accounting and Property Manual which has been prepared in accordance with the requirements of the *Financial Management Act*
- c) no indication of fraud, malpractice, major breach of legislation or delegation, major error in, or omission from the accounts and records exists
- d) in accordance with the requirements of Section 15 of the *Financial Management Act*, the internal audit capacity available to the Agency is adequate, and the results of internal audits have been reported
- e) the financial statements included in the annual report have been prepared in accordance with Treasurer's Directions Part 2 Section 5 and Part 2 Section 6 where appropriate
- f) all Employment Instructions issued by the Commissioner for Public Employment have been satisfied.

Yours sincerely



**Paul White APM**  
Commissioner of Police  
Chief Executive Officer, Fire and Emergency Services

26 September 2003

© Northern Territory Police, Fire and Emergency Services, September 2003

*This document has been printed on recycled paper.*

# Contents

Purpose of Report .....	5
Commissioner's Overview .....	7
Corporate Governance	
Vision and Mission .....	17
Governing Legislation .....	17
Agency Profile .....	18
The Organisation .....	19
Executive Leadership Group .....	20
Executive Budget Committee .....	22
Ethical Work Practices .....	22
Secretariat .....	23
Internal Committees .....	23
External Representation .....	24
Reporting Performance	
Community safety, crime prevention and victim support .....	30
Response and recovery services .....	39
Investigations .....	43
Services to judicial process .....	47
Road safety services .....	49
Our People	
Multi-skilled, innovative and competent employees .....	55
Accessible and appropriate client focused information .....	68
Respected and reliable policy advice .....	69
Staff profile .....	71
Achievements .....	72
Financial Statements .....	77
Appendix 1: Crime Statistics .....	101
Appendix 2: Contact details .....	140





## Purpose of report

This Annual Report satisfies the requirements of Section 28 of the *Public Sector Employment and Management Act* by presenting the Minister for Police, Fire and Emergency Services with a summary of the activities of the Northern Territory Police, Fire and Emergency Services for the 2002-03 financial year.

Moreover, this report aims to:

- provide a record of achievement against the Northern Territory Police, Fire and Emergency Services Budget Paper Number 3
- inform Parliament, Territorians and other jurisdictions of significant activities during the financial year
- provide information on those factors which affected the performance of the functions of the tri-service.

## Commissioner's overview

I am pleased to present this annual report on the activities, achievements and financial management of the Northern Territory Police, Fire and Emergency Services.

The year ending 30 June 2003 was one of consolidation and team building. It was one of challenge and success in our delivery of key services to the community. It was a year that also laid the foundations of a bright new future for the Agency. The overall purpose of this report is to provide an account of how well we enhanced community protection and safety within budget.



The 2002-03 budget of \$143.4 million funded:

- 1 354 police, fire and emergency services personnel
- 162 357 calls for assistance processed by the Joint Emergency Services Communications Centre
- 98 new police recruits and 12 new firefighter recruits
- the apprehension and arrest of 9 337 offenders
- the protective police custody of 16 450 persons
- the investigation of 30 015 reported offences
- Operations and Taskforces including Mosquito, Spitfire, CitySafe, Zeal, Ranger
- 1 142 584 speed checks; 116 286 drivers breath-tested and 40 365 traffic infringement notices issued.

During the year, the Minister for Police commissioned the O'Sullivan Assessment to report on resource requirements of the NT Police Force. The organisation spent considerable effort in developing a comprehensive submission for additional funding and resources.

The O'Sullivan Assessment was submitted to the Minister in July 2003 which is outside of the reporting period for this Annual Report. However the efforts over the past financial year by the dedicated people of this Agency has instilled a culture of continuous improvement through innovation and hard work.

## Community Safety and Protection

It is pleasing to report a significant downturn in crime for the financial year. Total reported crime reduced by 18% and in particular unlawful entry with intent reduced by 26%, which equates to 1 727 less unlawful entries than the previous financial year.

Although there are many factors contributing towards the overall reduction in reported crime, much of the credit must go to frontline police officers and specialist support staff who employed intelligence-led policing principles to analyse patterns of crime and conducted targeted policing.

Many special operations were conducted, some of which employed new methods such as the highly successful Operation Genesweep, which incorporated forensic-led policing techniques such as reducing the fingerprint and DNA backlog. Success is also due to a concerted effort to target and bring to justice active repeat offenders.

In fact, a research study undertaken by NT Police during the reporting period revealed that 6 % of offenders were responsible for 33% of crime detected by police. Despite the pleasing results, there is no room for complacency, and we must commit ourselves to further reduction in crime.

OFFENCES – NT	PERCENTAGE DROP
Total reported crime	Down 18%
Overall crimes against a person	Down 4%
Overall crime against property	Down 18%
Homicide and related offences	Down 30%
Sexual assault	Down 15%
Unlawful entry to premises	Down 26%

Our pro-active policing approach, as part of a commitment by our members to create a safer environment, has included community involvement through education and awareness programs and the provision of a visual police presence through general and targeted patrols. Of particular note was the success of Taskforce Mosquito that targeted crime and anti-social behaviour.

During 2002-03, procedures were implemented to ensure that victims of crime were made aware of the support services available to them and counselling services were provided to victims, witnesses and others impacted upon by major crime.

### Investigations

The awareness and availability of intelligence driven policing practices was promoted throughout the Agency with an emphasis on investigation of major crime scenes, sex crimes and computer crime. Excellent work was carried out by detectives and specialist support units.

A good example of intelligence-led policing was the work of Taskforce Ranger, established to detect and investigate property crime. Its implementation was in accordance with the NT Government's six-point plan to reduce crime. During the reporting period, a total of 1 444 offences were cleared.

### Drug Enforcement

Our ongoing fight against drugs saw the Drug Enforcement Unit achieving considerable success in targeting the supply, distribution and manufacture of illicit drugs. The introduction of drug premises legislation represented a major challenge and opportunity for the police force to disrupt the illicit drug market. Operation Firefox was conducted by

the DEU to specifically enforce the new legislation and was successful in effectively closing down 20 premises used to supply street level cannabis and amphetamines. Nine drug house notices were issued in Alice Springs.

### **Counter Terrorism**

The profile of counter terrorism was raised following the tragic events of 12 October last year in Bali when many Australians were killed or seriously injured. NTPFES played a major role in coordinating the evacuation of seriously injured victims to the Royal Darwin Hospital and as a consequence of the ongoing global counter terrorist threats, established a Counter Terrorism Unit headed by a Superintendent. The unit is actively involved in a number of counter terrorism related activities.

### **Road Safety**

One death on our roads is one too many and the yearly tally of fatal crashes and serious injury is an issue that needs to be addressed by the entire community – police working with all Territorians to help make our roads safer. While casualty collisions have reduced by 7% over the previous reporting period, it is of concern that the number of fatalities has increased.

In our efforts to reduce road trauma, the Agency launched a Territory-wide road safety strategy in April 2003. The aim of the strategy is to prevent and reduce the incidence of road trauma through four key focus areas incorporating enforcement, education, engineering and evaluation.

Also, an Aboriginal Road Safety Strategy was implemented to reduce the high proportion of Aboriginals involved in vehicle collisions across the Territory. During the reporting period only 11% of the total number of reported motor vehicle accidents involved Aboriginals as compared with 41% for the previous year.

### **Continuous Improvement**

The Continuous Improvement Program was established with the aim of reviewing and improving all aspects of the NT Police Force. A number of projects were commenced with the first being a review of training and education at the Police College. This project was the first to be undertaken because of the importance of committing the police force to a number of in-service training and education programs. Other projects included the development of a professional qualification framework and a review of core structures.

### **Fire and Emergency Services**

Providing excellent fire prevention and emergency response services to the community is the prime objective of this arm of the Agency.

During the reporting period, new heavy equipment and personal safety gear was acquired that saw a total of 6 473 fire and emergency responses - an 18% fall in incident response over the previous reporting period.



Also, significant urban and rural fire prevention measures were put in place including bushfire awareness and prevention and an increase in cyclone readiness. In March this year, the Agency responded to the threat posed by Cyclone Craig.

It was particularly pleasing to see a 53% increase in the number of hours put in by volunteer firefighters throughout the Territory. I cannot speak too highly of the value to the community of our volunteers.

### **Aboriginal and Ethnic Services**

Indigenous liaison is a vital part of this Agency's role and activities in the reporting period have focused on a concerted effort to improve community safety and protection through partnerships with community leaders. This supports an increased commitment by the NTPFES to support the roles of Aboriginal Community Police Officers.

An important part of our service to the community is communicating with new Territorians on how we go about our business. The Agency's Ethnic Services Unit was very active in liaising with new arrivals and ethnic groups to inform them of our community-based approach to law and order.

### **Governance**

The Agency maintains a firm commitment to its mission and core business of protecting and serving Territorians. Through a set of shared values and guiding principles, police, fire and emergency service personnel adhered to appropriate legislation and employed ethical work practices in the course of their duties and responsibilities. Indeed a recent national survey reflected the community's strong support for the role of police.

<b>National Survey of Community Satisfaction with (NT) Policing 2002-03</b>
67% 'strongly agreed' or 'agreed' police treat people fairly and equally
80% 'strongly agreed' or 'agreed' police perform their job professionally
77% 'strongly agreed' or 'agreed' police are honest

### **Our People**

Our people are our most valuable asset and our commitment to best practice means we need to continually develop our competencies and ways of doing the job better. A large organisation such as the NTPFES requires adherence to fairness and equity and, at the same time, ensuring the highest possible standards of professionalism and ethics.

The Agency is currently comprised of 1 354 employees of which 72% are male and 38% female. As at 30 June 2003, we had 974 police officers and aboriginal community police officers compared to 938 for the preceding reporting period – an increase of 36 officers. There was also an increase of 13 firefighters (from 136 in 2001-02 to 149 at the end of 30 June 2003).

2001-02	2002-03	CHANGE
938 police	974 police	Up 36 police officers
136 firefighters	149 firefighters	Up 13 firefighters

## Training

The Agency's training college provided an invaluable service in recruitment training and the professional development of existing members.

Police Trainees	98
Graduating Constables	52
New Police Auxiliaries	19
New Aboriginal Community Liaison Officers	13
Detective Training	32
Graduating Firefighters	24
Firefighter Accreditation Training	192
Up-skilling (Auxiliary and Volunteer Firefighters)	233

## Support Staff

Over the reporting period the Agency was well served by professional and committed personnel in human resources, secretariat, legal and media roles. Ongoing support and advice of the highest standard is a fundamental component of the organisation.

## Achievements

It is always important to recognise commitment and exceptional performance. No less than 122 officers and staff received special recognition for their efforts including Commander Colin Hardman and Superintendent Warren O'Meara who received the Australian Police Medal for distinguished service. Michael Bowman was awarded the Emergency Services Medal for outstanding leadership and volunteer Gordon Walker, the New South Wales Rural Services Bravery Medal.

## Sharing Information

Throughout the reporting period the Agency has been active in hosting and planning for conferences and special meetings that are seen as important information and discussion forums. NT Police also hosted a national DNA workshop and crime practitioners' workshop that aimed to develop best-practice techniques in crime reduction. These workshops played an important role in developing the knowledge and skill base of members.

Date	Location	Conference Details
16-17 Jul 2002	Darwin	Ministerial Council on the Administration of Justice <i>Corrective Services Ministers Conference Inter-Governmental Committee of the National Crime Authority</i> <i>Australasian Police Ministers Council</i>
1-3 Oct 2002	Alice Springs	Ministerial Council on the Administration of Justice <i>Australian Bureau of Criminal Intelligence Board of Control</i> <i>Inter-Governmental Committee of the National Crime Authority</i> <i>Australasian Police Ministers Council Senior Officers Group</i> <i>Australasian Centre for Police Research Board</i>
5-6 Nov 2002	Darwin	Ministerial Council on the Administration of Justice <i>Inter-Governmental Committee of the NCA</i> <i>Australasian Police Ministers Council</i>
6 Dec 2002	Darwin	Commissioner's Executive Breakfast Workshop
5-6 Feb 2003	Darwin	National DNA Conference
1 May 2003	Alice Springs	Management Planning Workshop Strategic Direction
7-9 May 2003	Darwin	2nd National Counter Terrorism Committee Meeting
13-14 May 2003	Darwin	Local Crime Practitioners Workshop: The Future Direction of Crime
22-27 Jun 2003	Darwin	Operation Labrador Australian Crime Commission Hearing
4-6 May 2004	Alice Springs	Planning for Australasian Drug Strategy Conference <i>Joint initiative with Australian Federal Police illicit drugs, licit drugs, drugs and information technology, indigenous substance abuse.</i>



## Financial Overview

During 2002-03, Northern Territory Police, Fire and Emergency Services was funded \$143.4 million to enhance community protection and safety through three key delivery areas – community support and crime prevention, crime investigation and road safety.

The NTPFES performed well in challenging conditions and came within budget through effective cost management. Full statements of financial performance are contained under separate heading in this report. However, the following provides an overview of financial performance in relation to key outputs of the Agency and by categories of expenses.

During the 2002-03 financial year, the Agency monitored outputs and matched performance targets with estimated expenditure and actual expenditure. These and other performance indicators are detailed in the performance reporting section of this Annual Report.

Output Group/Output	*Budget Estimate \$000	*Estimated Operating Deficit \$000	*Estimated Revenue \$000	Actual Operating Revenue \$000	Actual Operating Expenses \$000	Actual Operating Deficit \$000
<b>Community Safety and Protection</b>	<b>82 240</b>			<b>77 659</b>	<b>82 206</b>	<b>4 547</b>
Community Safety, Prevention and Support	43 810				43 796	
Response and Recovery Services	38 430				38 410	
<b>Investigations</b>	<b>52 316</b>			<b>48 202</b>	<b>51 024</b>	<b>2 822</b>
Investigations	33 606				32 599	
Services to the Judicial Process	18 710				18 425	
<b>Road Safety Services</b>	<b>8 870</b>			<b>8 033</b>	<b>8 504</b>	<b>471</b>
Road Safety Services	8 870				8 504	
<b>TOTAL</b>	<b>143 426</b>	<b>(9 296)</b>	<b>134 130</b>	<b>133 894</b>	<b>141 734</b>	<b>(7 840)</b>

*\*As detailed in Budget Paper No 3 of 2002-03*

Stage 1 of the Territory's new financial and performance management framework Working for Outcomes was introduced on 1 July 2002. It established the fundamental reforms of output budgeting, accounting and reporting in an accrual environment.

As the Working for Outcomes initiative is in its first stage of implementation, agencies are not funded for depreciation, resulting in Agencies recording an operating deficit for the reporting period.

The revised Northern Territory Budget Paper No 3 provided for a budget estimate for NTPFES of \$143.426 million. This was made up of \$134.130 million operating revenue and \$9.296 million approved operating deficit.

During 2002-03, actual revenue received was \$133.894 million as opposed to the estimate of \$134.130 million. (The need for the Agency to provide security for visiting US Navy vessels was less than forecast in 2002-03 as frequency and timing of visits was highly dependent on security imperatives. This decrease in revenue was partially offset by miscellaneous revenue being higher than anticipated).

For 2002-03, actual expenses were \$141.734 million making a final operating deficit of \$7.840 million. As such, the NTPFES outcome was favourable given the actual deficit of \$7.840 million was significantly less than the estimated deficit of \$9.296 million.

The detailed Financial Statements, under separate heading, report only the actual revenue and expenses for 2002/03 and do not include the final output budget of \$143.426 million that was reported in the Budget Paper No 3 of 2003-04.

2002-03 Revenue by Type	Revenue (\$000)
Grants and Subsidies	5 521
Output Revenue	125 503
Other Revenue	1 736
Miscellaneous Revenue	895
Loss on Disposal of Assets	239
<b>TOTAL</b>	<b>133 894</b>

2002-03 Expenses by Type	Expenses \$000
Employee Expenses	100 501
Purchases of Goods and Services	30 008
Repairs and Maintenance	3 037
Depreciation and Amortisation	5 880
Other Administrative Expenses	294
Grants and Subsidies	1 986
Interest Expense	28
<b>TOTAL</b>	<b>141 734</b>

#### Major expenditure items of note for the year included:

- completion of a \$330 000 upgrade to the Tennant Creek Watchhouse. This facility was completed in October 2002 to comply with the recommendations of the Royal Commission into Aboriginal Deaths in Custody;
- completion of cell upgrades at Daly River and Galiwinku at a cost of \$162 386 to comply with the recommendations of the Royal Commission into Aboriginal Deaths in Custody;



- commencement of the fit-out of the new Mitchell Centre police building at a cost of \$2 260 000 including furniture, removalist and relocation costs.
- start of construction of a new police station at Kintore at a cost of \$1 452 000.
- relocation of the Mounted Police Facility to the Peter McAulay Centre with the construction of Stage 1 (consisting of new stables and paddock fencing) at a cost of \$270 000.
- continuation of Minor New Works program (\$733 000) and the Repairs and Maintenance program (\$2 559 000) to enhance working conditions and standards of the Tri-Service throughout the Northern Territory.
- commitment to a 9.1metre sea vessel to enhance search and rescue capabilities.
- two major firefighting appliances purchased to improve our capability in fire and rescue services.

## Conclusion

The financial year ahead will present many challenges for the tri-service. I am looking forward to leading a team of committed and professional people in meeting these challenges that include building our police force into one of the best in the world.

This annual report is commended as a comprehensive record of Northern Territory Police, Fire and Emergency Services achievements during 2002-03. Our work in serving and protecting the Northern Territory community over the past year will ensure the provision of quality services in the future.







## Corporate governance

This section of the annual report provides an overview of the Agency's corporate governance structure and performance. The key to corporate governance success is a commitment to our mission and core business – *to serve and protect*, which is achieved through the professional values and codes of ethics of all police, fire and emergency personnel working in cooperative partnership.

### VISION AND MISSION

Successful organisations obtain clarity of purpose and direction by describing and committing themselves to vision and mission statements that spell out the aim and primary role of an organisation.

The Northern Territory Police, Fire and Emergency Services is a tri-service and has an over-arching vision to *enhance community safety and protection*.

#### Vision

*"Northern Territory Police, Fire and Emergency Services will enhance community safety and protection through excellent policing, fire prevention and emergency response services to the community."*

Our vision demonstrates a two-fold commitment: an over-arching aim to improve public safety and achievement of this outcome through service delivery that is second to none. By its very nature, this means we must remain responsive to our operating environment and continually improve our services.

#### Mission

*"Work together to reduce crime and protect the community from fires, other emergencies and disasters."*

Our mission focuses on a clear role that incorporates a mandate to protect the community through the notion of working together and developing meaningful partnerships.

### Key Management Areas

- Leadership
- Service delivery
- Working together
- Managing performance and behaviour
- Managing resources
- Developing our people
- Corporate image
- Ethics and integrity

### GOVERNING LEGISLATION

The formal legislative basis for Northern Territory Police, Fire and Emergency Services is the *Police Administration Act*, *Fire and Emergency Act* and the *Disasters Act*.

The Commissioner of Police exercises Chief Executive Officer authority over the Northern Territory Police Service, the Northern Territory Fire and Rescue Service, the Northern Territory Emergency Service and tri-service support personnel.

In accordance with the Administrative Arrangements Order under Section 35 of the *Interpretation Act*, the Agency administers the *Police Administration Act*, *Fire and Emergency Act*, *Disasters Act*, *Firearms Act* and the *Weapons Control Act*.

The Agency has active administrative responsibility for the following legislation in order to achieve the service delivery outcome of enhanced community safety.

#### ***Police Administration Act***

Establishes the Northern Territory Police Force and provides general policing powers and the administration, control and discipline of the Police Force. The Office of the Commissioner for Public Employment is responsible for Part 111 of the *Police Administration Act* that governs conditions of service for Police Force members.

#### ***Fire and Emergency Act***

Establishes the Northern Territory Fire and Rescue Service with the Commissioner of Police as Chief Executive Officer. The Act empowers members of the Fire and Rescue Service to respond to fires and other emergencies.

#### ***Disasters Act***

Establishes the Northern Territory Emergency Service and appoints the Commissioner of Police as Territory Controller for all counter disaster activities in the Northern Territory. The Act provides members of police and authorised persons with special powers during a state of disaster or emergency.

#### ***Firearms Act***

Provides the Commissioner of Police with powers to grant, refuse, suspend and/or revoke licences and permits for various classes of firearms, shooting galleries and clubs. The Act regulates the sale and use of firearms, and provides criminal penalties for breach of the Act.

#### ***Weapons Control Act***

Provides for the regulation of the possession, sale, carriage and use of weapons (other than firearms) and body armour. Provides the Commissioner of Police with powers to grant and revoke approvals and authorities in relation to the sale, possession and use of prohibited weapons and body armour. The Act also provides criminal penalties for breaches of the Act.

### **AGENCY PROFILE**

The first Northern Territory policing service was established in 1864 when seven men formed a rural constabulary security force at Escape Cliffs at the mouth of the Adelaide River.

In 1869, Corporal Paul Foelsche arrived from the South Australia Mounted Police as a Sub-Inspector to lead the fledgling Police Force at Palmerston (now Darwin). Police Stations were established at Adelaide River, Yam Creek, Roper River and Daly River as gold was

discovered in the Northern Territory. A 'Native Police Corps' was established in 1884 to strengthen the Police Force.

Chief Fire Officer Bailey led the first formal Darwin Brigade in 1941 and the Alice Springs Fire Brigade was formed in 1949. In 1941 Chief Air Raid Protection Warden Miller led the first Emergency Service and Mr McCafferty re-established the service in 1962. The tri-service was formally merged in 1983.

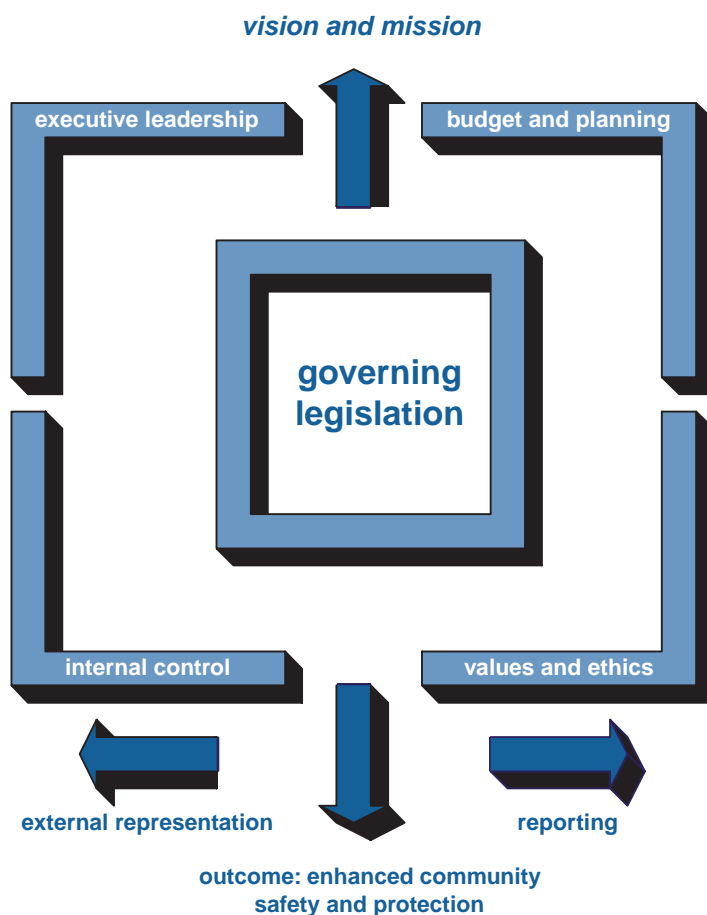
Today, Northern Territory Police Fire and Emergency Services employs 1 354 people including police, fire and emergency services officers and public sector employees.

With 36 police stations, 13 Aboriginal community police offices, nine fire stations, 17 volunteer fire brigades and 32 emergency service centres, Northern Territory Police Fire and Emergency Services serve and protect the community 24 hours a day, 365 days of the year.

## THE ORGANISATION

The core business of the Northern Territory Police Fire and Emergency Services is primarily focused on three output groups:

- Community Safety and Protection
- Investigations
- Road Safety



This diagram places governing legislation at the core of corporate governance. The four cornerstones form the vital platform of focused service delivery.

To realise service delivery outcomes, corporate governance effectiveness is achieved through an Agency-wide competence oversight by the ongoing vigilance of the Executive Leadership Group.



## EXECUTIVE LEADERSHIP GROUP

### ***Paul White APM, Commissioner of Police/Chief Executive Officer Fire and Emergency Services***

Mr Paul White was appointed to the position in December 2001 after a 30-year career with South Australia Police, during which time he attained the rank of Assistant Commissioner. Paul worked in the fields of uniform general duties, criminal investigation, criminal intelligence and training and education. He holds a Bachelor of Arts degree with first class honours and was awarded the Australian Police Medal for distinguished service in 2000.

### ***Bruce Wernham APM, Deputy Commissioner***

Mr Wernham was appointed Deputy Commissioner in February 2002 having previously held the position of Assistant Commissioner Operations Command for five years. Bruce joined Northern Territory Police in 1974 and has extensive experience in frontline policing, police training, task force, crime investigation, road safety, domestic violence, victims of crime and professional responsibility. He was awarded the Australian Police Medal for distinguished service in 2000 and holds Police Management qualifications.

### ***Darryl Pepper AFSM, Director Fire and Emergency Services and Chief Fire Officer***

Mr Pepper joined the executive team in January 2002 from Queensland Fire and Rescue Services where he held the position of Assistant Commissioner for a period of seven years. Darryl started his career as a firefighter in 1975 at Southport Queensland and has served in all fields within the fire service. He has a Graduate Certificate in Leadership and was awarded the Australian Fire Service Medal in 1998 for distinguished service.

### ***John Daulby APM, Assistant Commissioner Crime and Support Command***

Mr Daulby led the Crime and Support Command from December 1997 until he changed to Operations Command in March 2003. John joined Northern Territory Police in 1975 and has spent the majority of his career in the criminal investigation and intelligence fields. He is a graduate of the Federal Bureau of Investigation National Academy and holds Management of Serious Crime qualifications. John was awarded the Australian Police Medal for distinguished service in 2001.

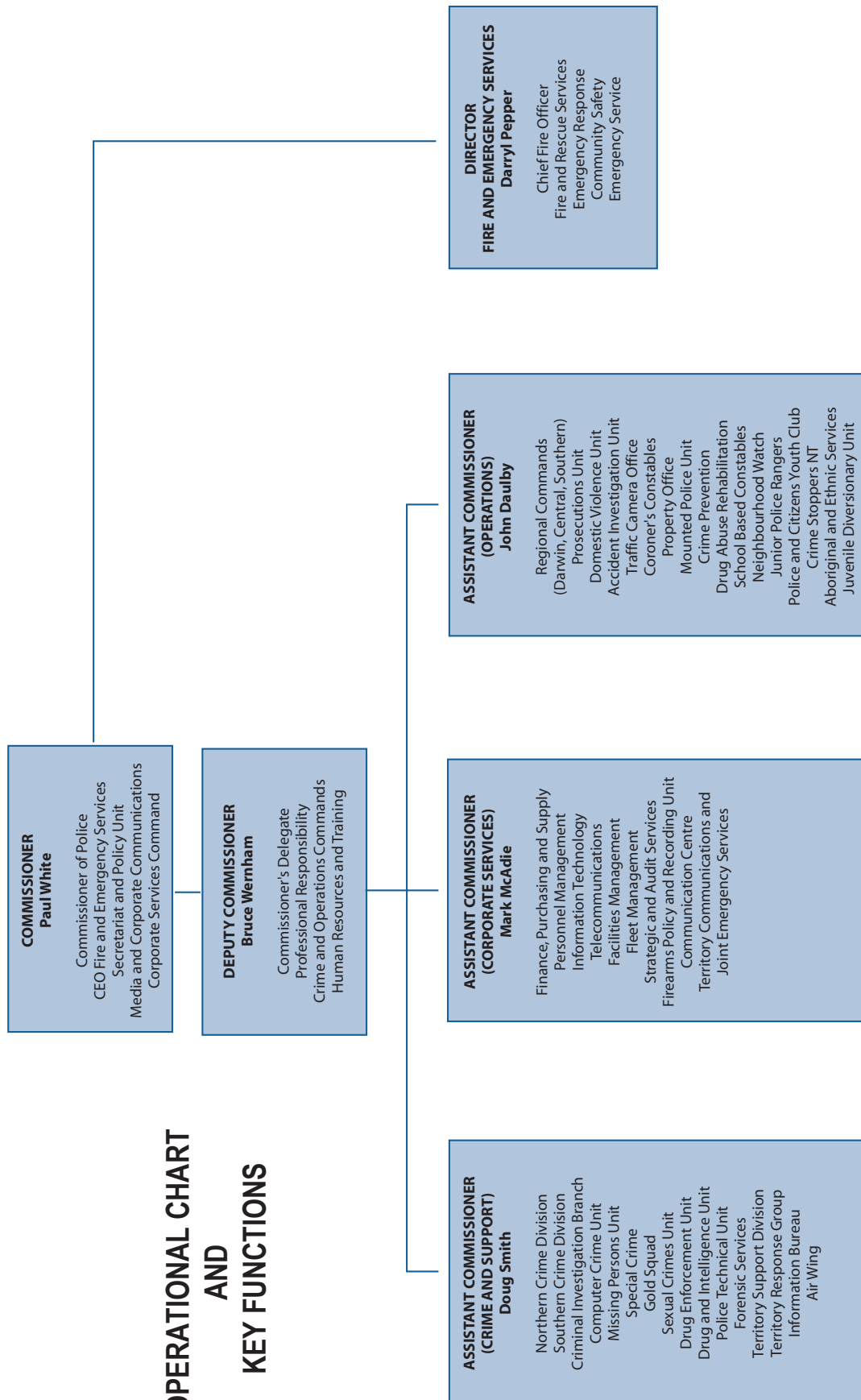
### ***Doug Smith APM, Assistant Commissioner Operations Command***

Mr Smith was appointed in February 2002, having previously held the position of Assistant Commissioner Corporate Support Command since he joined Northern Territory Police in January 1998. In March 2003 he took on the Crime and Support Command role. Doug has also served in Victoria Police and Queensland Police. He holds a Bachelor of Arts degree, a Master of Public Administration and a Graduate Certificate in Human Resource Management. Doug was awarded the Australian Police Medal for distinguished service in 1995.

### ***Mark McAdie, Assistant Commissioner Corporate Support Command***

Mr McAdie joined the executive team in May 2002 from his preceding post as Commander, Darwin Region. Mark joined Northern Territory Police in 1975 and spent most of his career as a General Duties police officer in urban and remote locations before attaining commissioned rank in 1992. He holds a Bachelor of Economics degree, a Master of Public Policy and Administration, and a Graduate Certificate in Applied Management.

## OPERATIONAL CHART AND KEY FUNCTIONS



## EXECUTIVE BUDGET COMMITTEE

The Executive Budget Committee comprises the Commissioner of Police/Chief Executive Officer Fire and Emergency Services, the Deputy Commissioner and the Director Finance and Procurement. The group met on a monthly basis to:

- develop budgetary policies to meet strategic directions;
- oversee and monitor the performance of the corporate budget;
- implement budget containment measures to ensure budget allocations were not exceeded.

## ETHICAL WORK PRACTICES

Integrity, ethical practice and professionalism are the cornerstones of the delivery of police services and are the responsibility of all. Ensuring the community has confidence and respect for police, fire and emergency services through competent professional responsibility leadership is a key management fundamental.

The Professional Responsibility Division (PRD) of NT Police has a specific charter to promote organisational integrity and reduce the risk of corruption. PRD's primary responsibilities include:

- investigation of serious complaints against police and management of the Complaints Against Police system
- investigation of internal disciplinary matters and the management of the disciplinary process
- investigation of alleged corruption and other serious matters
- ethics and integrity training to recruits and supervisors
- training for supervisors in the investigation of complaints against police
- overseeing 'Death in Custody' investigations
- executive auditing of the organisation's policies, procedures and practices.

### Values and ethics 2002-03 snapshot

67% of survey respondents 'strongly agreed' or 'agreed' that police treat people fairly and equally;

80% of survey respondents 'strongly agreed' or 'agreed' that police perform their job professionally;

77% of survey respondents 'strongly agreed' or 'agreed' that police are honest;

Source: National Survey of Community Satisfaction with Policing 2002 – 03 and Northern Territory Police Fire and Emergency Services.

During the reporting period, 270 complaints against police were lodged, an increase of 59 (27%) over the previous year. However, only 142 required a full investigation (an increase of 5 from the previous year). A total of 88 of these complaints were lodged with Police, whilst the Ombudsman received the remaining 54. The other 128 matters were dealt with by way of the Minor Complaints Resolution Process (up 54 or 72% from 2001/02).

PRD initiated 77 internal investigations during 2002/03, an increase of 45 or 140% over the previous reporting period. However, the increase primarily reflected the more pro-active and interventionist role in the internal disciplinary process adopted by the Division. Only 18 members faced formal disciplinary action during the reporting period, compared to 23 for the 2001/02 year.

From an audit perspective, 66 audit functions were carried out for the reporting period, versus 44 for the previous financial year, an increase of 50%. The increased figure primarily reflects the role of PRD in the monitoring/oversight of the operation of the Custody Manual and members' adherence to it.

Also a review of the Gold Squad was conducted. All systems of internal control were found to be satisfactory and some enhancements will promote continuous improvement.

## **SECRETARIAT**

The Secretariat Unit is the focal point for the Department's interaction with the Minister's Office to provide timely and quality information to the Minister's Office as well as other government agencies.

Throughout the reporting period, the Unit provided for:

- the management and delivery of high quality services for the Commissioner and CEO of the Tri-Service through the provision of Ministerials, briefs, Cabinet Submissions (funding, policy and legislation), ExCo Submissions, Legislative Assembly Briefings, and Government Executive Reporting on Cabinet Decisions and Statutory Bodies
- strategic, advisory and support services to the Commissioner, senior executive and staff of Police, Fire and Emergency Services
- briefings for the Commissioner of Police for his attendance at national meetings (Ministerial Council on the Administration of Justice meetings, Police Commissioners' Conference and the Australian Crime Commission meetings).

## **INTERNAL COMMITTEES**

### **Audit Committee**

The Audit Committee chaired by the Deputy Commissioner includes three Assistant Commissioners, Director Fire and Emergency Services, Assistant Chief Fire Officer, Commander Professional Responsibility Division, Manager Strategic and Audit Services and a Risk Management Services (Department of the Chief Minister) representative. The group met on a quarterly basis to monitor corporate risk and the adequacy of internal control arrangements.

A total of three audits were conducted in 2002-03:

- Review of Breath Analysis Procedures
- Review of Legal Services
- Review of Corporate Credit Cards

### **Information Management and Communications Committee**

The Assistant Commissioner (Corporate Services Command) chairs the committee and composition includes the Assistant Chief Fire Officer, Assistant Commissioner Operations Command, Assistant Commissioner Crime and Support Command and the Director Information Technology and Telecommunications. The group met on a monthly basis with the aim to ensure the achievement of business goals through appropriate information management and technology solutions. The group oversees all information strategies and projects and approaches to significant information management and technology issues.

Key achievements to support our systems of internal control included the approval and distribution of the IT&T user Policy and Security Frameworks and Policies. The following major projects were completed to support service delivery areas:

- trial of satellite communications for remote stations
- purchase and implementation of new reporting management tool to enable greater intelligence gathering and extraction
- successful submission to Cabinet to request additional funding for the PROMIS business system
- successful upgrade of the ICAD hardware
- replacement of desktop computers and printers across the NT
- upgrade to Digital Radio communication in Alice Springs
- reorganisation of the PMC computer room with improved security and manageability.

### **EXTERNAL REPRESENTATION**

Northern Territory Police Fire and Emergency Services work in collaboration with international, national and Northern Territory agencies to formulate strategic policy imperatives.

In the pursuit of best practice, external representation reinforces our ongoing commitment to continuous improvement and professional competence and strengthens the realisation of our mission and core business to serve and protect the Northern Territory community. A full list of external representations is as follows:

Aboriginal Essential Services Co-Ordination Sub Committee (Field Officers Forum)  
Aboriginalisation of Maranboy Police Station  
AFAC Board of Directors  
AFAC Volunteer and Employee Management Strategy Group  
Airport Security Committee  
Alcan Community Reference Group  
Ali Curung Council  
Alice in Ten – Quality of Life Project



Alice in Ten – Todd & Charles  
 Alice Springs Airport Emergency Response Committee  
 Alice Springs Liquor Restrictions Evaluation Group.  
 Alice Springs Regional Crime Prevention Committee  
 Alice Springs Skate Park Committee  
 Alyangula and Angurugu Community Safety Committee  
 Armourers Authorisation Board  
 ATSIC NTG Consultative Committee on Justice Issues  
 Australasian Crime Commissioners' Forum  
 Australasian Crime Managers' Group  
 Australasian Fire Authorities Council  
 Australasian Fisheries Law Enforcement Conference  
 Australasian Identity Crime Working Party  
 Australasian Institute of Police Management Board of Studies  
 Australasian Police Multicultural Advisory Bureau  
 Australasian Traffic Police Forum  
 Australian and New Zealand Equal Opportunity Advisory Committee (ANZEOCC)  
 Australian Centre for Policing Research  
 Australian Council of State Emergency Services  
 Australian Emergency Management Council (AEMC)  
 Australian Technical Support Unit Conference  
 Barkly Blueprint Steering Committee  
 Barkly Region Alcohol and Drug Abuse Advisory Group Inc (BRADAAG)  
 Barkly Regional Economic Development Committee  
 Barkly Regional Road Safety Committee  
 Binjari Night Patrol Steering Committee  
 Borrooloola Youth Development Unit  
 Child Protection Team  
 Children, Young People and Domestic Violence – 'The Way Forward'  
 Clandestine Laboratory Investigators Committee  
 Council of Australian Governments - COAG  
 Commissioner's Australasian Women In Police Advisory Committee (CAWIPAC)  
 Commissioners' Australasian Women in Policing Committee  
 Commonwealth Office of Status of Women – Improving Women's Safety Project  
 Community Involvement in Policing  
 Conference of Commissioners of Police of Australasia and South West Pacific Region  
 Cox Peninsula Crime Prevention Committee  
 Crime Stoppers  
 CrimTrac Board of Management  
 CrimTrac User Advisory Group - Criminal Records  
 CrimTrac User Advisory Group - NAFIS  
 CrimTrac User Advisory Group - NCIDD  
 CrimTrac Working Group  
 Crisis Accommodation Committee (Women's shelter)  
 Daguragu Community Government Council  
 Darwin (Region 1) Counter Disaster Committee  
 Darwin Airport Security Committee  
 Darwin Safety and Security Advisory Committee  
 DNA Unit Development Committee  
 Domestic/Family Violence Hospital Screening Project

Domestic Violence Counselling Service  
 Drug and Alcohol Services Association  
 Drugs in Driving Legislative Working Party  
 Emergency Management Australia  
 Fire Safety Officer National Consultative Committee  
 Fraud Liaison Group  
 Government Departments, Liquor Industry, Tourism Industry Groups  
 Groote Eylandt and Milyakburra Youth Development Unit  
 Groote Eylandt Network Committee  
 Gunbang Action Group  
 Harmony Djamamirri Mala Committee  
 Heads of Criminal Intelligence Agencies  
 Heads of Drug Squad and Bureau of Criminal Intelligence Conference  
 Heads of Fraud Squad Conference  
 IMAGE Sagem Fast ID Focus Group  
 IMAGE Sagem LiveScan Focus Group  
 Inter-Governmental Committee on Drugs  
 International Association of Automobile Theft Investigators  
 Interpol Disaster Victim Identification  
 Jabiru Blue Light Ventures Committee  
 Jabiru Road Safety Committee  
 Julalikari Night Patrol Committee  
 Kalano Community Patrol Steering Committee  
 Kalkaringi Auskick (Road Safety Committee)  
 Kalkaringi Sport and Recreation Committee  
 Karama Crime Prevention Committee  
 Katherine Harmony Group  
 Key Stakeholders Workshops - Palmerston Integrated Community Plan  
 Lajamanu Horse Sports Program  
 Maningrida Alcohol and Substance Abuse Committee  
 Ministerial Council on the Administration of Justice  
 Miwatj Law and Order Committee  
 National Anti-Crime Strategy  
 National Approach to Fraud Control Working Party  
 National Child Sex Offender System (NCSOS) working party  
 National Communications and Information Systems Advisory Group  
 National Computer Crime Managers' Group  
 National Counter Terrorism Committee  
 National Crime Authority – Consultative Group  
 National Crime Prevention  
 National Disaster Relief and Mitigation Arrangement  
 National E-Crime Working Party  
 National Emergency Management Committee  
 National Firearms Managers' Group  
 National Investigative Powers Working Party  
 National Missing Persons Unit (NMPU)  
 National Police Drug and Alcohol Coordinators Committee  
 National Police Ethnic Advisory Bureau  
 National Safety House Association  
 National Search and Rescue Conference

Nauiyu Community Alcohol Committee  
Nauiyu Community Suicide Intervention Committee  
Neighbourhood Watch  
Neighbourhood Watch Board of Management  
Night Patrol Working Party  
Northern Australian Fisheries Management Forum  
NT Committee for the Prevention of Marine Oil Pollution  
NT Flood Management Committee  
NT Flood Warning Working Group  
NT Refugee Planning Committee  
NT Road Safety Council  
NTPFES Women's Advisory Committee  
Operations Coordination Committee  
Palmerston Crime Prevention Committee  
Picnic Day Committee  
Police Fleet Managers' Group  
Police Working Group of the Steering Committee of Commonwealth/State Service Provision  
Policing Multicultural Australia  
PROMIS National Technical Committee  
Refugee Week – NT Organising Committee  
Senior Managers of Australian and New Zealand Forensic Science Laboratories  
Specialist Advisory Group - Biology  
Specialist Advisory Group - Electronic Evidence  
Specialist Advisory Group - Field Services  
Specialist Advisory Group - Firearms Examination  
Specialist Advisory Group – Illicit Drugs  
Specialist Advisory Group - Trace Evidence  
Standing Advisory Committee on Commonwealth/State Cooperation for Protection Against Violence (SAC-PAV)  
Substance Misuse Action Group  
Suicide Intervention Committee  
Tangentyere Council  
Tennant Creek Crime Prevention Committee  
Tennant Creek Regional Coordination Committee  
Tennant Creek Women's Refuge  
Tennant Creek Youth Initiatives and Safe Communities Strategy (TCYISCS) Management Committee  
Thamarrurr Council  
The Esplanade and Mitchell Street Action Group  
Wadeye Community Youth Support Unit  
Wagaman Residents Group  
YMCA Board Committee  
YMCA Juvenile Diversion Steering Committee  
Youth Affairs Interdepartmental Committee  
Youth at Risk Network  
Youth Initiatives Working Group

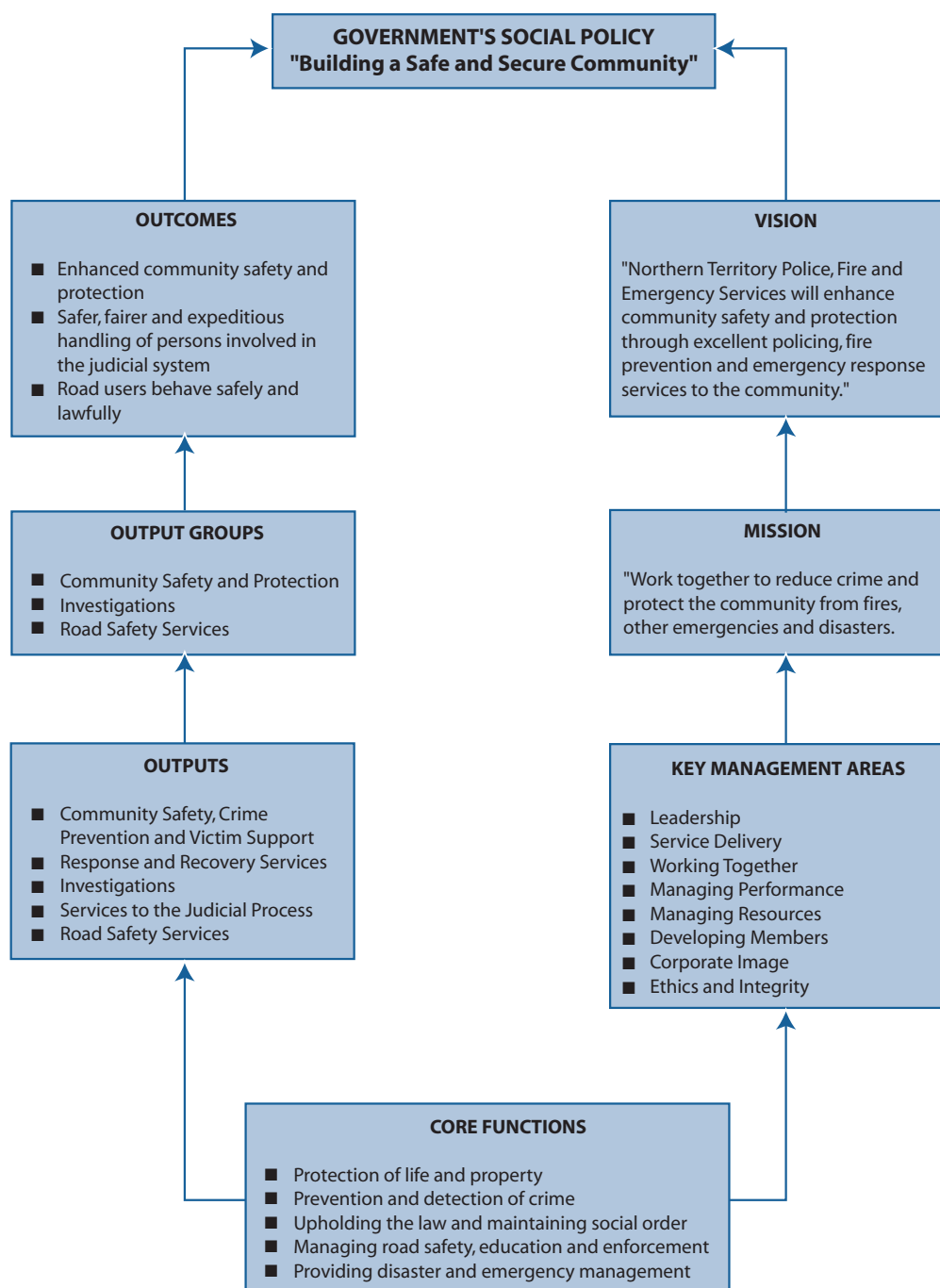




## Reporting performance

The Working for Outcomes framework is based on outputs, performance and accruals for budgeting, accounting and reporting. The framework links Northern Territory Police, Fire and Emergency Services outputs and outcomes to the objectives of government, particularly in relation to social initiatives, policies and programs as part of our shared commitment to 'Building our Community'. Priorities are structured around three Output Groups that are focused on:

- Community safety and protection
- Investigations
- Road safety





The previous diagram shows how our Core Functions are linked to our Outputs, which enable us to contribute towards achieving the shared outcomes of Government. By following our Business Plan, all policing activities are focused towards realising our outcomes.

The three Output Groups rely on five outputs (or service delivery areas) to achieve desired and identified outcomes, as detailed below.

Output Group	Outputs/Service Delivery	Outcome
Community safety, prevention and protection	<i>Output 1</i> Community safety, crime prevention and victim support  <i>Output 2</i> Response and Recovery Services	Enhanced community safety and protection
Investigations	<i>Output 3</i> Investigations  <i>Output 4</i> Services to Judicial Process	Safer, fairer and expeditious handling of persons involved in the judicial system
Road Safety	<i>Output 5</i> Road Safety Services	Road users behave safely and lawfully

Throughout the reporting period, the Agency was diligent in service delivery as evidenced by the following activities. For accurate reporting purposes, police activities and achievements fall under the Northern Region Command, Southern Region and Central Region in each of the Outputs. Fire and Rescue and Emergency Service activities and achievements are detailed under each of the five outputs.

## OUTPUT GROUP – COMMUNITY SAFETY AND PROTECTION

### Output 1 – Community Safety, Crime Prevention and Victim Support (Actual Expenses: \$43.796M or 30.9% of total expenses)

*Output 1 provides a range of pro-active services to address community safety issues. The services include community education and awareness programs, the development and testing of emergency response plans and the provision of a visual presence in the community through general and targeted patrols, public events and accessible operational service locations.*

#### Core Strategies

- Provide coordination and leadership in the community and with government agencies to share ownership of crime prevention and public order issues.

- Encourage community participation in addressing crime with Crime Stoppers and Neighbourhood Watch programs.
- Provide leadership and advice in the development of a safety conscious community.
- Implement the policing initiatives of the Government's Six Point Plan to reduce crime and increase community safety (e.g. establish house breaking and home invasion squads).
- Provide a visible presence in the community through general and targeted police patrols.
- Hot spot policing
- Develop leadership in crime prevention and community policing.
- Develop and implement a crime reduction strategy.
- Develop and implement problem solving and intelligence led community-policing plans.

## Police initiatives and outcomes

### Taskforce Mosquito

Task Force Mosquito utilised intelligence led policing principles to identify developing crime trends and conduct targeted operations. The operation specifically pursued identified active offenders through pro-active intervention and the execution of drug and other search warrants.

Result	Measure
Offences cleared	540
Total property recovered	\$120 050
Stolen property accounted for	\$192 696
Offenders arrests	60
Offenders Summons	17
Juvenile diversions	36
Summary Infringement Notices issued	17
Adults taken into protective custody	175
Juveniles taken into protective custody	39
Juveniles conveyed home (not intoxicated)	13
Persons moved on	1224
Traffic Infringement Notices issued	2
Litres of alcohol destroyed	394
Solvent abuse intercepted	31
Stolen motor vehicles recovered	2
1st instance Drug House Notice	1
2nd instance Drug House Notice	1



#### Crime Prevention Unit

The Crime Prevention Unit actively promulgated awareness and crime prevention strategies through the Neighbourhood Watch, School Based Policing and Ethnic Services units. The Unit raised public awareness of prevention techniques through crime prevention pamphlets, brochures, newsletters and presentations.

#### Crime Stoppers

Police actively contributed to the Crime Stoppers initiatives, providing the majority of weekly stories for Channel 9 (Darwin), NT News features and local radio. This resulted in 1 718 reports from the community over the financial year, including 74 target crime calls that assisted in the investigation of offences.

#### Sexual Crimes Unit

The Sexual Crimes Unit was involved in media campaigns and training programs both internally and externally to raise community awareness of drink spiking.

#### Mounted Patrols

Four mounted patrols were carried out in Karama during the dry season specifically targeting anti-social behaviour. The operation was carried out in conjunction with Casuarina General Duties members, Task Force Mosquito members and the Crime Prevention Unit.

Twenty-eight mounted patrols of Darwin CBD were conducted throughout the year as part of the Citysafe operation coordinating with public place patrols and General Duties members.

Nine mounted patrols of the Palmerston CBD focused on the Friday markets and worked in conjunction with public place patrols.

### School-Based Officers

Twenty school-based officers serviced 135 of the 182 primary and secondary schools in the NT. Each officer serviced an average of seven schools and delivered personal safety lessons and crime prevention advice. School based police conducted regular patrols of school crossings, shopping centres, bus interchanges and other areas. A total of 3 600 patrols were conducted.



### Community Safety Plan

Police Community Safety Plans were developed through pilot projects at Tennant Creek, Alyangula and Nguiu.

Under the plan, a local community safety committee was established and strategies developed to meet identified crime and social issues.

### Marine and Fisheries Enforcement Unit

This unit promoted the FISHWATCH program resulting in 623 calls being received via the FISHWATCH hotline.

### Operation Zeal (5-7 October 2002)

Operation Zeal was initiated in response to planned protests by various issue-motivated groups at the Joint Defence Facility, Pine Gap near Alice Springs. The operation was planned over a six-month period. It was a multi-agency response that included personnel from Australian Protective Services, Australian Federal Police and agencies from both the Commonwealth and NT Governments. A total of 94 police personnel from all Regions participated in the operation.

The protest included 500-600 demonstrators who travelled from all states and territories to participate. The protests included a series of rallies at the gates to Joint Defence Facility Pine Gap with attempts to breach police lines. As a result, 16 persons were arrested.

### Operation Spitfire

Members from various sections combined to combat the traditional rise in offences and anti-social behaviour committed by juveniles over the Christmas school holiday period. The operation, which was based at Palmerston Police Station, utilised proactive policing measures including targeted patrols that were dictated by intelligence gathered during the course of the operation. A whole of Government approach was adopted with members consulting with, and providing leadership to, other NT and Commonwealth Government agencies.

Result	Measure
Juvenile contacts initiated (many were repeat)	1163
Juvenile Diversion written warnings issued	2
Juvenile Diversion formal cautions issued	2
Family And Children's Services referrals (child welfare)	3
Traffic Infringement Notices issued	18
Summary Infringement Notices issued	2
Offenders arrested	5
Offenders summonsed	4
Stolen motor vehicles recovered	2

### Operation Boulder

This was a Palmerston-based operation implemented to specifically target an increasing rock throwing trend. The use of high profile, targeted police patrols throughout the operation substantially reduced the number of rock-throwing incidents reported to police.

Result	Measure
Juveniles apprehended	5
Infringement notices for "throw stone in a public place"	3
Litres of alcohol destroyed	30
Juveniles conveyed home and Family and Children's Services referrals (child welfare)	14
Juveniles spoken to/moved on	200

### Operation Citysafe

Targeted police patrols conducted in partnership to reduce the incidence of anti-social behaviour in the Darwin City.

Result	Measure
Offenders arrested	14
Offenders summonsed	5
Persons moved on	1096
Persons cautioned	174
Persons taken into protective custody	104
Summary or Traffic Infringement Notices issued	395
Litres of alcohol destroyed	129
Other jobs attended	164

### Operation Hurricane

Hurricane (14-20 April 2003) utilised 17 police operating in teams using intelligence analysis to identify target areas. Each team consisted of a surveillance element using video and night vision equipment and an arrest team. A total of eight individuals were apprehended for rock-throwing related offences. Seven were the subject of Juvenile Diversion and one was prosecuted through the judicial system. Hurricane II was given significant media exposure. It is significant that since Hurricane II, the incidence of rock throwing reduced from an average of 14 per week to an average of three per week.

### Operation Drake

This operation (8-10 May 2003) involved 11 officers specifically targeting anti-social behaviour in and around the Keith Lawrie Flats complex in Bloomfield Street Alice Springs. Territory Housing, which administers the complex, received a substantial number of complaints from residents and neighbours concerning the level of noise, behaviour and damage in and around the complex.

Result	Measure
Offenders arrested	13
Litres of liquor seized and destroyed	95
Unauthorised persons removed and issued trespass notices	136



### Operation Monitor

Monitor was established to specifically target juvenile criminal activity in the Central Region such as criminal damage, unlawful entry, offences in licensed premises and against public order.

Result	Measure
Disturbances located	11
Persons removed from licensed premises	22
Offenders arrested	3
Summary Infringement Notices issued	2
Persons moved on	75
Persons taken into protective custody	47
Litres of alcohol destroyed	104
Traffic Infringement Notices issued	3

### Operation Sliver

Sliver was designed to target a spate of juvenile-related unlawful entries within the Katherine residential district during mid-year. As a result of this operation numerous offenders were identified and prosecuted either through the Courts or by way of Juvenile Diversion.

Result	Measure
Offences cleared	35
Juvenile offenders apprehended	21

## **Fire and Rescue Services initiatives and outcomes**

### Building Safety

The NTFRS Community Safety Division has a primary focus on the completion of fire safety reports for building developers and certifiers within 10 days of lodgement as required by the *NT Building Act*. A total of 539 initial reports were completed for new and renovated buildings throughout the NT. A further 259 final reports were completed to ensure fire safety provisions were met in new building works.

Accommodation premises were given a strong focus by the NTFRS over the past year with an increase in the development of multi-storey residential accommodation and the inspection of budget accommodation premises throughout the NT. As a result of inspections and pursuant to the *Building Act*, 41 Fire Hazard Reports were completed. Twelve Fire Hazard reports were forwarded to the Building Controller for the NT (DIPE) for consideration. The NTFRS and DIPE have developed agreed protocols for working with the building owners to upgrade their accommodation premises.

The Service now has 725 clients linked to the NT Fire Alarm System Transmission (NTFAST). This figure includes 19 new clients brought online this year throughout the NT.

The reliability of the NTFAST system was increased with the installation of redundancy equipment in Katherine and Jabiru regions. Programmed works are now in place to install redundancy systems in Tenant Creek, Yulara and Nhulunbuy. The NTFRS has worked closely with alarm contractors and building developers to raise the standard of fire system maintenance.

#### Community Awareness

Public education programs were conducted in all major NT centres with the main focus on school based education. Public awareness displays were also undertaken at local shows, school fetes and local shopping centres. Burns Awareness Week displays featured prominently in the lead up to Territory Day celebrations.

#### Bushfire Safety

Fire-scar mapping of the NTFRS Darwin rural/urban interface were produced by the Bushfires Council NT from infra-red satellite data collected over the past five years. The maps identified areas subjected to early and late season fires over the past five years and were used to identify areas for enhanced fire management.

Malicious fire lighting continued to be a problem in many brigade areas indicating a need for the development of strategies to deal with this problem.

#### Volunteers

NTFRS volunteers provided a total of 12 090 hours, an increase of 53% on the previous reporting period. This significant increase was mainly due to increased activity in training and community safety.

Volunteer brigades responded to a total of 629 incidents. This was an 11% decrease on the previous reporting period and a direct result of a stronger focus on proactive community safety programs such as prescribed burning, fire-break inspections and fire permit inspections.

Significant progress was made in the area of volunteer training with the development of an accredited training package for induction of new volunteers. Ten volunteers gained competencies in training and assessment. They developed and implemented in-house training programs for their brigades.



FIRE AND RESCUE SERVICES VOLUNTEER STATISTICS 2002-03						
Volunteer Brigade	Total calls	Operational hours	Maintenance hours	Training and admin hours	Community safety hours	Total hours
Adelaide River	45	512	84	481	49	1171
Batchelor	41	528		528	67	1164
Bathurst Island	15	135	37	142	27	356
Bees Creek	41	138		61	147	387
Borroloola	32	194	32	112	38	408
Elliott	28	295	275	135	112	845
Emily Hills	30	70	89	247	6	442
Howard Springs	96	379	320	202	574	1571
Humpty Doo	97	594	383	797	258	2129
Koolpinyah	74	272	296	1105	217	1964
Larrimah	5	29	8	32	12	86
Mataranka	20	126	30	68	29	273
Pine Creek	19	125	45	145	56	390
Timber Creek	25	154	58	128	67	432
Ti Tree	8	26	6	32	5	77
Virginia	36	151	39	469	176	871
Yirrkala	17	94	11	22	8	152
Total of all stations	629	3822	1713	4706	1848	12718
2001-02	702	3121	1113	2099	1418	7751

## Emergency Service Initiatives and Outcomes

### Emergency Shelters

The NTES Public Awareness and Education section focused on reinforcing awareness and knowledge concerning the four newly designated underground car park emergency shelters together with the new additional facilities at Girraween Primary School, Howard Springs. These facilities represent a considerable increase in the shelter spaces available in Region 1 (Greater Darwin Area). Provision of these shelters resulted from negotiations by NTES with commercial operators and the Department of Employment, Education and Training during the previous year.

As a result of negotiations by NTES with the Departments of Health and Community Services and Infrastructure, Planning and the Environment, the Gove Hospital Store at Nhulunbuy was strengthened and fitted out as a cyclone shelter. The shelter will be capable of accommodating some 800 people in addition to the existing shelter at the Public Library. The facility will be fully operational for the 2003-04 Cyclone season.

### Cyclone Briefings

A considerable increase in the number of Defence personnel and families moving to the Darwin area resulted in an increased demand for the provision of pre-cyclone briefings. In addition there was an increase in requests for briefings from the private sector, including requests for assistance with the preparation of cyclone preparedness plans.

### Flood Awareness

Improved and updated public awareness pamphlets were produced for the Emergency Shelters in Region 1 (Greater Darwin Area). A revised flood awareness pamphlet was produced for Katherine. In the forthcoming year, NTES will take a leading role in the national review of all natural hazard action guides.

### Oil Emergency Plan

The revised Oil Spill Contingency Plan for the Northern Territory, incorporating the nationally accepted Incident Control System, was examined and approved by the Northern Territory Counter Disaster Council as a Special Plan under the *Disasters Act*.

### Training

NTES Training and Development staff conducted a pilot Career Progression Program at Dripstone High School in Darwin for Year 10 and 11 students. The program included an introduction to emergency management, practical training in a range of general rescue skills together with a small boathandling course. In the initial year, the course was very well accepted.

### **Performance Indicators**

Performance Target	2002-03 Target /Budget	2002-03 Estimated Actual	2002-03 Actual	Explanations to variations
Hours <ul style="list-style-type: none"><li>• Police</li><li>• Fire</li><li>• Emergency Services</li></ul>	385 000 41 500 11 000	419 000 50 000 10 000	437 419 61 186 10 223	*Refer explanatory note
Awareness, prevention or training programs delivered <ul style="list-style-type: none"><li>• Police</li><li>• Fire</li><li>• Emergency Services</li></ul>	3 730 5 30	3 730 5 30	2 752 5 72	
Volunteer training programs delivered <ul style="list-style-type: none"><li>• Fire</li><li>• Emergency Services</li></ul>	5 24	5 24	5 43	
Members of public aged 18 yrs and over who felt "safe" or "very safe" at home alone during the day <ul style="list-style-type: none"><li>• Police</li></ul>	≥ national average of 95%	≥ national average of 95%	91%	National average for 2002-03 is 92%
Members of public aged 18 yrs and over who felt "safe" or "very safe" at home alone after dark <ul style="list-style-type: none"><li>• Police</li></ul>	≥ national average of 84%	≥ national average of 84%	79%	National average for 2002-03 is 81%
Premises which comply with NT Fire & Rescue Services' requirements	80%	80%	83%	

\* The estimate of total target hours across all the outputs was slightly understated due to overtime hours not included in the original calculations and a proportion of police officers taking up the option of six weeks recreation leave instead of seven weeks. These additional hours were not factored into calculations. The original target hours were based on a "best guess" of police activity distributed across the outputs. These targets were refined during the year using the results of an Activity Survey and the estimated actuals reflect the revised targets across outputs. The methodology used to calculate actual hours worked was to take a sample day per month of activity by operational staff, extrapolate those days out for the quarter, and then distribute those hours across the outputs using the results of the Activity Survey. This methodology provides a snapshot of average activity, but will not necessarily reflect resources devoted to a specific incident. It is estimated that the apportionment of actual hours across the outputs could be skewed by some 10% as a result.



## OUTPUT GROUP - COMMUNITY SAFETY AND PROTECTION

### Output 2 – Response and Recovery Services

*(Actual Expenses: \$38.410M or 27.1% of total expenses)*

*Output 2 provides response services to calls for assistance from the community, including call centre operations, response tasking, incident attendance, search and rescue operations and incident recovery services.*

#### Core Strategies

- Redevelop the Northern Territory Police communications strategy.
- Provide an effective response to all calls for assistance.
- Provide effective responses to all emergency incidents and disasters.
- Maintain a high level of preparedness to deal with disasters and emergencies.
- Develop and implement protocols to ensure that victims of crime are made aware of support services that are available to them.

#### Police initiatives and outcomes

##### Media and Corporate Communications

This Unit began a comprehensive review of internal and external communications taking into account key stakeholders and mechanisms by which the Agency could improve interactive communication and dissemination of information.

##### Bureau of Criminal Intelligence

As a result of the bombing in Bali, Operation Insurgent was instigated. This related to security issues that arose in the wake of the bombing. Weekly counter terrorist meetings were held between NTPOL, ASIO, Australian Federal Police, Australian Defence Forces and the Australian Customs Services.



### Forensic Services

The Forensic Services Unit provided invaluable support to a wide range of criminal investigations throughout the Territory. Of special note were disaster victim identification operations on two Bali bombing victims and identification of four Russian airmen, killed in a UN aircraft accident in East Timor.

### Victims of Crime

Procedures were implemented during the reporting period to ensure that victims of crime were made aware of the support services available to them. Such procedures included:

- Sexual Assault Referral Centre advised of all reports of sexual assault
- Family and Children's Services advised of all reports of offences against children and a memorandum of understanding (MOU) is in place to inform joint investigations
- referrals to support and counselling services are provided to all victims by the investigating members.

Counselling services are provided to victims, witnesses and others impacted upon by major crime. Examples include the recommendation for counselling services for staff and students of Nightcliff High School following a homicide; the provision of counselling services to members of a tour group from which a German tourist was killed by a crocodile and to the victims of an abduction.

### Domestic Violence Unit Liaison Officers Course

The course was designed to train Police members to ensure victims or others affected by domestic violence were treated in accordance with Domestic Violence policy and were made aware of support services. The course also provided training for members regarding offender education to help prevent recurring violent behaviour.

### PFES Air Wing

Air Wing flew 65 hours of Search and Rescue operations in the reporting period and flew 105 hours in response to requests from other units such as TRG, CIB and Forensic.

### Criminal Investigation Branch

A "Putting Victims First" training package, dealing with victims of varying ages and cultural backgrounds was prepared and delivered to 48 investigators.

### Territory Response Group

With the assistance and guidance of the National Counter Terrorist Committee, the TRG updated its Standard Operating Procedures (SOPs). The Unit is now equipped with chemical, biological and radiation equipment to handle such incidents in a more efficient manner.

## **Fire and Rescue initiatives and outcomes**

### Responses

The NT Fire and Rescue Service Operations Division responded to a total of 6473 fires and other emergencies, an 18% reduction in incident response from the previous reporting period. Responses to fire-related incidents were down by 30% while responses to non fire-related calls increased by 61%.

### Property

Total property loss due to fires was valued at \$3 376 230. This was a 15% reduction on the previous reporting period.

### Operational Capabilities

The NTFRS continued to increase its operational capabilities through the procurement of additional and replacement appliances including two new combined tanker/rescue units for Katherine and Darwin and replacement grassfire units for Borroloola, Bees Creek and Howard Springs volunteer brigades. The Alice Springs Rural Volunteer Brigade took delivery of a refurbished 3 000-litre water tanker to enhance firefighting capabilities in the town's rural area.

### Firefighter Safety

Firefighter safety was enhanced with the purchase of new protective equipment including 10 breathing apparatus sets, five encapsulated suits, 58 splash suits and computerised breathing apparatus testing equipment. A review into NTFRS breathing apparatus procedures was conducted by the New South Wales Fire Brigade to ensure best practice standards were being met and maintained.

### Railway Safety

Emergency plans and operational procedures for NTFRS response to railway incidents were drafted and are currently under review following testing of the procedures during desk top exercise "Northern Track". The plans and procedures will be in place prior to the commencement of commercial railway operations.

## **Emergency Services initiatives and outcomes**

### Local Counter Disaster Plans

Local Counter Disaster Plans were activated twice and reviewed each time during the reporting period when cyclone watches were declared. The cyclone counter disaster plan was implemented with Cyclone Craig on 9 March.

Routine reviews of all Counter Disaster Plans were progressed throughout the reporting period with special emphasis on areas prone to natural hazard events. In addition, preliminary drafting of changes to local Counter Disaster Plans were addressed as a result of the completion of the Alice Springs to Darwin Railway.

### Aircraft Emergency Procedure Plan

The aircraft emergency procedure plan was activated on five occasions - once at Alyangula and four times at Nhulunbuy.

### Volunteer recruitment

A concentrated volunteer recruitment campaign was progressed; backed by the recruitment video "Meet the Challenge" produced by NTES to highlight the advantages of volunteer membership. There was a marked rise in recruitment in the urban areas of Darwin, Palmerston and Alice Springs with those Units now at full strength.

### Cadet Program

During the year, the first Northern Territory school-based Emergency Service Cadet Unit was established at St Philip's College in Alice Springs. Membership currently stands at

approximately 30 students and staff. The Unit received assistance and training from the Alice Springs Volunteer Unit and material support from NTES Southern Region Office.

#### New Units

A new NTES Unit was formed in the Kings Canyon area to specifically cope with an increase in road accident rescue and vertical rescue incidents. The Watarrka Unit comprised staff from tourist operations in Kings Canyon and King's Creek together with local National Park rangers.

#### Communications

NTES, with the cooperation of Santos (operators of the Merrini gas field), facilitated the installation of a UHF radio repeater to ensure enhanced radio coverage for emergency services inter-communication in the area.

#### **Performance Indicators**

Performance Target	2002-03 Target /Budget	2002-03 Estimated Actual	2002-03 Actual	Explanations to variations
Hours <ul style="list-style-type: none"> <li>Police</li> <li>Fire</li> <li>Emergency Services</li> </ul>	349 000 124 000 7 500	273 000 126 000 9 000	284 952 154 038 9 030	Refer explanatory note
Respondents who were "satisfied" or "very satisfied" with police in their most recent contact	≥ national average of 80%	≥ national average of 80%	80%	National average for 2002/03 is 82%
Structural fires contained to room of origin	70%	70%	66%	
Volunteer fire brigades available to respond to incidents	17	17	17	
Ability to respond to incidents <ul style="list-style-type: none"> <li>Emergency Services</li> </ul>	100%	100%	100%	
Emergency Services volunteer units available to respond to incidents	19	19	19	
Time to answer "000" calls (within 10 seconds)	85%	85%	87%	
Time to answer other "general" calls (within 20 seconds)	80%	80%	81%	
Time to dispatch police to incidents (within 10 minutes)	70%	70%	70%	
Time to dispatch Emergency Services to incident	30 mins	30 mins	30 mins	
Response time within fire emergency response area (within eight minutes)	80%	80%	76%	

\* The estimate of total target hours across all the outputs was slightly understated due to overtime hours not included in the original calculations and a proportion of police officers taking up the option of six weeks recreation leave instead of seven weeks. These additional hours were not factored into calculations. The original target hours were based on a "best guess" of police activity distributed across the outputs. These targets were refined during the year using the results of an Activity Survey and the estimated actuals reflect the revised targets across outputs. The methodology used to calculate actual hours worked was to take a sample day per month of activity by operational staff, extrapolate those days out for the quarter, and then distribute those hours across the outputs using the results of the Activity Survey. This methodology provides a snapshot of average activity, but will not necessarily reflect resources devoted to a specific incident. It is estimated that the apportionment of actual hours across the outputs could be skewed by some 10% as a result.



## OUTPUT GROUP – INVESTIGATIONS

### Output 3 – Investigations

*(Actual Expenses: \$32.599M or 23% of total expenses).*

*Output 3 captures the activities following the initial response to incidents or information received where a breach of the law is suspected, through to bringing the offender before the court or other point of resolution. Activities include investigation, surveillance, forensic analysis and the care and protection of victims and witnesses.*

### Core Strategies

- Implement the policing initiatives of the Government's Six-Point Plan to reduce crime and increase community safety.
- Implement the policing initiatives of the Government's Three-Point Plan, 'Tough on Drugs'.
- Enhance proactive intelligence-led approach to detecting and investigating crime.
- Fully exploit technological and scientific methods in the process of investigating criminal activity.

### Police Initiatives and Outcomes

#### Taskforce Ranger

In 2002/2003 a Property Crime Taskforce Ranger was established using intelligence-led principals to detect and investigate crime. Its implementation was in accordance with the NT Government's six-point plan to reduce crime. Ranger was responsible for the following operations and outcomes:

- Operation Stuka (March 2003) - concentrated on business areas at Casuarina, Parap and Winnellie following increases in UES offences in those areas.
- Operation Eagle (November-December 2002) - identification and apprehension of those responsible for a series of unlawful entry/stealing offences concerning

transport companies. The two-month operation realised nine arrests and a total of 184 charges.

- Operation Skyhawk (March 2003) - monitored compliance with the *Consumer and Fair Trading Act (Second Hand Dealers)*.
- Operation Genesweep 1,2 and 3 - Genesweep is a Territory-wide program that focuses upon the identification of property crime offenders through the analysis of fingerprint and DNA evidence. During the reporting period, three special operations were conducted.

Operation	Apprehensions	Offences
Genesweep 1 (Aug 2002)	28	71
Genesweep 2 (Nov 2002)	24	84
Genesweep 3 (Apr 2003)	26	162

Overall, Taskforce Ranger saw a 31% increase in the apprehension of offenders for unlawful entry and related offences.

TASKFORCE RANGER - OFFENCES CLEARED 2002/2003	
Unlawful Entry	395
Stealing	380
Criminal Damage	190
Robbery	8
Unlawful Use of Motor Vehicle	53
Interfere with Motor Vehicle	16
Trespass	14
Possess Dangerous Drug	51
Other	337
<b>TOTAL</b>	<b>1 444</b>

#### CIB Northern Crime Division

During the reporting period, a number of high profile and complex investigations were conducted by CIB Northern Crime Division including:

- the apprehension of an offender for the abduction of two German tourists at Litchfield Park and three others in Arnhem Land
- the fatal attack of a German tourist by a crocodile at Kakadu National Park
- the fatal shooting of a man by a police officer at Wadeye
- the investigation into the members of an established criminal network in Darwin
- ongoing commitment to Taskforce Regulus (Falconio case)
- investigation into a number of cases of alleged financial fraud involving large amounts of money.



The awareness and availability of intelligence driven policing practices was promoted within Northern Crime - particularly the Major Crime, Sex Crimes and Computer Crime Units. This enhanced the ability to target recidivist sex offenders and resulted in the apprehension of high-risk offenders, and achieve successful outcomes concerning many investigations over the reporting period.

The Unit also prepared, delivered and assessed two eight-week Detective Training Courses and four Child Protection Investigation Courses.

#### Drug Enforcement Unit

During the reporting period Operation Blackbird was conducted. This was a joint NT Police and Crime Stoppers operation targeting the supply, distribution and manufacture of illicit drugs and relied on a 'public phone-in' response to an advertised campaign. The Drug Enforcement Unit, working under the provisions of the Drug Premises Legislation, conducted Operation Firefox that effectively closed down 20 premises being used to supply street level cannabis and amphetamines. A total of nine drug house notices were issued in Alice Springs.

#### Computer Crime

Since 1999-2000, the Computer Crime Unit has had an average increase in numbers of investigations of 230% per year, as follows:

- 1999-00 7 investigations
- 2000-01 17 investigations
- 2001-02 40 investigations
- 2002-03 84 investigations

There is every indication this rate of increase will continue. These increases particularly relate to offences of child pornography, fraud, property and sexual assault. The Crime and Investigation Development Unit (CIDU) and the Computer Crime Unit have delivered specialist detective training. Additionally, the Computer Crime Unit is constantly undergoing training and passing this information to other units. For example, the forensic examination of computers has led to a marked increase in the detection and investigation of on-line and other computer based offences.



### Forensic Services

The "Identifiler" DNA profiling system was introduced to generate more meaningful statistics for members of remote communities.

The Forensic Service Unit also applied digital photography to the LiveScan/NAFIS (National Automotive Fingerprinting Identification System) in order to maximise the benefits of this technology. In essence, LiveScan/NAFIS allows for rapid electronic scanning of fingerprints as opposed to time-consuming ink methods. The Unit also introduced an "Offender Photography" service through the Criminal Records and Warrants Unit for the rapid identification of offenders.

### Southern Crime Region

Two special operations - Operation Tornado and Operation Rock - were conducted by the Drug and Intelligence Unit and targeted the supply and use of illicit drugs within the Yulara Community.

Operation Quest focused on the establishment of a motorcycle gang in Alice Springs and the associated supply and distribution of illicit drugs from known patch members and their associates. This operation resulted in significant seizures of amphetamine and other illicit drugs and resulted in the arrest and prosecution of a number of offenders.

### Katherine

There were 29 drug seizures in the reporting period and seven 'drug houses' in the township were issued first notices. There were 131 drug information reports submitted.

Drug Operation Tiber was conducted over two days, targeting locations and persons of interest. As a result, 21 offences were detected, three arrests were made, four summonses effected and six infringement notices issued. A total of 1.6 kilograms of cannabis was seized in the reporting period.

### **Performance Indicators**

Performance Target	2002-03 Target /Budget	2002-03 Estimated Actual	2002-03 Actual	Explanations to variations
Hours of Investigation • Police • Fire	280 000 3 500	365 000 1 000	381 178 1 454	Refer introductory notes
Complaints from the public successfully resolved • Fire	95%	95%	100%	
Clearance rate of stated offences – Offences – Victims of property crime	≥ national 30 day average	≥ national 30 day average	13%	National average for 2002 is 10%
Clearance rate of stated offences – Offences – against the person	≥ national 30 day average	≥ national 30 day average	68%	National average for 2002 is 56%

\* The estimate of total target hours across all the outputs was slightly understated due to overtime hours not included in the original calculations and a proportion of police officers taking up the option of six weeks recreation leave instead of seven weeks. These additional hours were not factored into calculations. The original target hours were based on a "best guess" of police activity distributed across the outputs. These targets were refined during the year using the results of an Activity Survey and the estimated actuals reflect the revised targets across outputs. The methodology used to calculate actual hours worked was to take a sample day per month of activity by operational staff, extrapolate those days out for the quarter, and then distribute those hours across the outputs using the results of the Activity Survey. This methodology provides a snapshot of average activity, but will not necessarily reflect resources devoted to a specific incident. It is estimated that the apportionment of actual hours across the outputs could be skewed by some 10% as a result.



## OUTPUT GROUP – INVESTIGATIONS

### Output 4 – Services to the Judiciary

*(Actual Expenses: \$18.425M or 13.0% of total expenses)*

*Output 4 provides a prosecution service, court case and evidence presentation, bail processing and reporting, offender and suspect processing, support to the Coroner, court security, custody and transport of persons and diversion of juveniles from the criminal justice system.*

#### Core Strategies

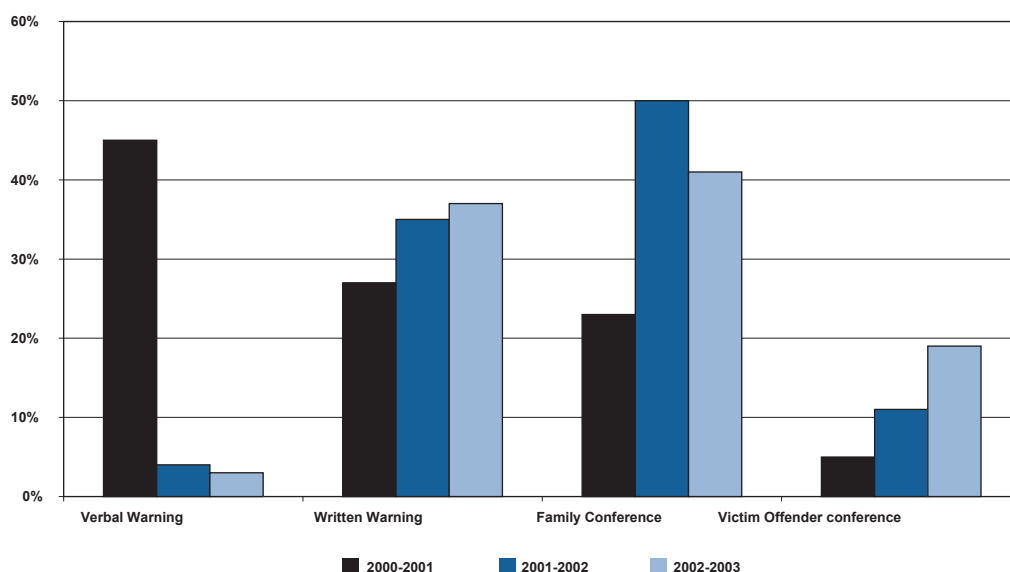
- Further develop and maintain consistency in brief preparation and quality prosecution brief management processes.
- Monitor and evaluate the Illicit Drug Pre-Court Diversion Scheme for illicit drug users.
- Monitor and evaluate the Juvenile Pre-Court Diversion Scheme.

#### Juvenile Diversion Unit

The aim of the scheme is to divert juvenile offenders away from the formal justice system and the courts. The principles of the scheme are to treat young people fairly, to support and involve victims and to take account of the impact on the victim as well as reducing youth crime. Additionally the scheme encourages parental responsibility, fosters closer police and community interaction and positive social change. Statistics relating to juveniles diverted from court in 2002-03 are as follows:

- 1376 apprehensions involving 962 persons
- 70% of apprehensions occurred in the major urban centres of Darwin, Katherine, Tennant Creek and Alice Springs
- 15% of apprehensions were female and 85% male
- 70% of apprehensions were indigenous and 30% non-indigenous
- 8% of apprehensions were for minor property offences
- 50% of juveniles who were apprehended were offered diversion (2% declined diversion)
- 3% of diversions were verbal warnings, 37% were written warnings, 41% family conferences and 19% victim offender conferences
- 169 programs were provided to 139 individuals (62 of these were community programs).

### Services to the Judicial Process Juvenile Diversions 2000-2003



### Performance Indicators

Performance Target	2002-03 Target /Budget	2002-03 Estimated Actual	2002-03 Actual	Explanations to variations
Hours provided for services to the judicial process <ul style="list-style-type: none"> <li>Police</li> <li>Fire</li> </ul>	234 000 250	204 000 0	210 176 0	Refer introductory notes
Actions which result in a guilty verdict	N/A	N/A	N/A	
Cases where costs are awarded against the Police	<2%	<2%	1.8%	
Prosecution briefs submitted by due date	100%	100%	70%	

\* The estimate of total target hours across all the outputs was slightly understated due to overtime hours not included in the original calculations and a proportion of police officers taking up the option of six weeks recreation leave instead of seven weeks. These additional hours were not factored into calculations. The original target hours were based on a "best guess" of police activity distributed across the outputs. These targets were refined during the year using the results of an Activity Survey and the estimated actuals reflect the revised targets across outputs. The methodology used to calculate actual hours worked was to take a sample day per month of activity by operational staff, extrapolate those days out for the quarter, and then distribute those hours across the outputs using the results of the Activity Survey. This methodology provides a snapshot of average activity, but will not necessarily reflect resources devoted to a specific incident. It is estimated that the apportionment of actual hours across the outputs could be skewed by some 10% as a result.



## OUTPUT GROUP – ROAD SAFETY

### Output 5 – Road Safety Services

*(Actual Expenses: \$8.504M or 6.0% of total expenses)*

*This Output incorporates education and enforcement activities to influence driving behaviour and encourages compliance with road laws. It includes the capacity to respond to motor vehicle accidents with adequate investigation and reporting procedures to the Coroner and other relevant stakeholders.*

#### Core Strategies

- Implement the NT Police Road Safety Strategy focusing on enforcement, education, engineering and evaluation strategies.
- Work with the community and government agencies to develop and implement road safety education and crash prevention programs.
- Develop, in partnership with Aboriginal Community Councils and ATSIC, road safety and driver education programs/ campaigns for Aboriginal people.
- Develop and implement rural road safety policy initiatives and road safety awareness programs for tourists.
- Establish partnerships with the media to effectively promote road safety and enforcement and driver awareness strategies.
- Continued large-scale speed compliance, random breath testing and roadworthy assessment programs.
- Provide leadership in intelligence driven road safety enforcement programs.
- Develop and implement traffic management and road safety training programs for Police.

#### Police Initiatives and Outcomes

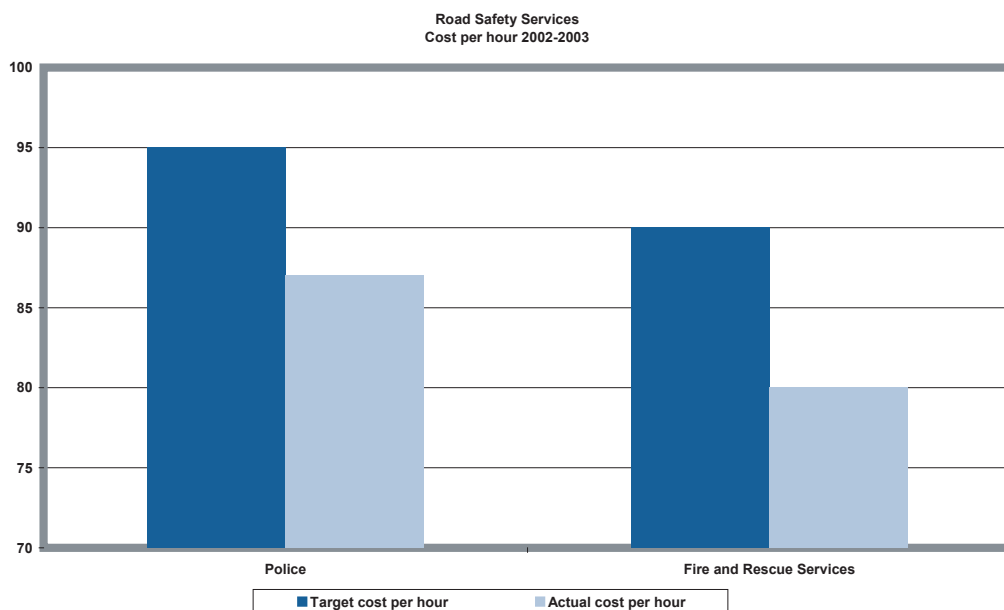
##### Road Safety Division

A major road safety strategy was launched by the Police Commissioner in April 2003. Its aim is to reduce the incidence of road trauma and is consistent with the strategic



objectives outlined in the National Road Safety Strategy 2001-10. Other activities and results during the reporting period are as follows:

- Increase in field of operation of the Accident Investigation Unit (AIU) in the Northern Region was increased with highway patrols to Adelaide River and the 'Bark Hut'.
- Police road safety and vehicle awareness campaigns demonstrated positive results in reducing crashes among visitors.
- A campaign to put 'wet season' tourism on the agenda for the Tourist Road Safety Working Group.
- A QANTAS Airlines agreement to provide in-flight arrival information to tourists detailing road safety messages and warnings about driving conditions in the Northern Territory.
- The launch of major road safety and traffic enforcement campaigns; the NT Police Road Safety Strategy and numerous other road safety messages on speed, wearing of seatbelts, drink driving, taking due care, fatigue management, use of mobile phones and obeying other road rules. Feedback and support from the media was excellent.



#### Accident Investigation Unit

Major Accident Investigation Unit operations conducted during the reporting period included the following.

- Operation Hoons - road safety enforcement campaign conducted in the Darwin urban area focusing on illegal drag racing.
- Operation Tiger Brennan - enforcement campaign in the Darwin urban area focusing on motorists travelling in the vicinity of Hidden Valley Race Track.

- Operation V8 Supercars – to maintain law and order at the event location, ensuring safe and orderly arrival and departure of the public.
- Operation Hammer – Katherine Highway Patrol involving RBT van, motorcycles and speed camera van. Also involved highway patrols.
- Operation Drive Safe - conducted on a Territory-wide basis. The aim was to provide static 'roadside' information. In Darwin, safety checks were conducted on all vehicles, in particular vehicles displaying interstate registrations and hire cars.
- Austrans National Campaign on heavy vehicles, conducted 1-31 May 2003.
- Operation Snapshot - conducted in Adelaide River, Pine Creek and Katherine, targeting international and interstate visitors. Speed camera vans formed part of the operation.
- Operation Wakeup Call - targeting speed, mobile phone users and unroadworthy vehicles in Darwin City and the northern suburbs.
- Operation Royal Darwin Show - conducted to maintain high visibility Laser/RBT stations and mobile patrols to apprehend traffic offenders, particularly those who were speeding and/or drink driving.
- Operation Darwin Cup Day - conducted to establish high profile traffic policing in the greater Darwin area to deter drink drivers over the Beer Can Regatta and Darwin Cup weekend.
- Territory-wide Christmas and New Year Road Safety Campaigns conducted, targeting speed, drink driving and other traffic offences in Darwin urban and rural areas using unmarked police vehicles.
- *Operation Eastside:* This operation (6-11 August 2002) targeted disorderly and unsafe driving practices in the suburbs to the east of the Todd River. The operation was implemented in response to complaints from residents and business people of driving conduct. A total of 23 traffic infringement notices (TINs) and eight summons were issued with two arrests. There were no further sustained complaints from residents/business people since the operation.



- *Operation Drifter I:* This operation (15-17 May 2003) specifically targeted street racing in and around Alice Springs. Intelligence information identified groups of young male drivers engaged in street racing, drag racing and staging "burnouts" on public streets. Unmarked surveillance vehicles were used in conjunction with marked traffic vehicles. A total of 26 traffic infringement notices (TINs) and eight defect orders were issued with four arrests.
- *Operation Drifter II:* This operation (22 - 24 May 2003) continued on from Drifter I. Marked and unmarked vehicles were again used, however only modest success was reported with seven traffic infringement notices (TINs) and one defect order. However three stolen vehicles were recovered and intelligence gained by the General Duties Intelligence Unit that led to the "breaking" of a juvenile car-stealing ring. The offenders were arrested with three receiving Juvenile Diversion and one being prosecuted.



#### Southern Region Traffic Strategy

A Southern Region Road Safety Strategy was put in place in April 2003 with excellent results. The Alice Springs Strategic Traffic Initiative was introduced in June 2003.

#### Indigenous Road Safety

An Aboriginal Road Safety Strategy was implemented to reduce the high proportion of Aboriginals involved in vehicle collisions across the Territory. During the reporting period only 11% of the total number of reported motor vehicle accidents involved Aboriginals as compared with 41% for the previous year.

The Crime Prevention Unit managed the Aboriginal Community Police Officer Road Safety campaign that comprised broadcast messages in song and video to indigenous communities.

Southern Region Accident Statistics (January – June 2003)	
Fatal crashes	decreased by 3 or 75% reduction on 2002
Fatalities	decreased by 4 or 80% reduction on 2002
Serious Injury Crashes	decreased by 7 or 39% reduction on 2002
Minor Injury Crashes	decreased by 6 or 21% reduction on 2002
Non-injury Crashes	decreased by 3 or 3% reduction on 2002
No seatbelt casualties	decreased by 4 or 80% reduction on 2002

## Performance Indicators

Performance Target	2002-03 Target /Budget	2002-03 Estimated Actual	2002-03 Actual	Explanations to variations
Hours <ul style="list-style-type: none"> <li>• Police</li> <li>• Fire</li> </ul>	109 000 24 000	83 000 11 000	87 373 13 831	Refer explanatory note
Speed and red light camera checks	765 000	765 000	1 142 584	
Traffic Infringement Notices given for other offences	31 000	31 000	40 365	
Random Breath Testing Stations	4 855	4 855	4 519	
Persons who wore a seatbelt "most of the time" or "always"	≥ national average of 98%	≥ national average of 98%	79%	National average for 2002/03 is 89%
Persons who indicated never driven over 0.05	≥ national average of 88%	≥ national average of 88%	86%	National average for 2002/03 is 90%
Persons who indicated never driven 10km/h over speed limit	≥ national average of 69%	≥ national average of 69%	90%	National average for 2002/03 is 92%
Time taken to dispatch a response to a reported accident (within 10 minutes)	70%	70%	81%	

\* The estimate of total target hours across all the outputs was slightly understated due to overtime hours not included in the original calculations and a proportion of police officers taking up the option of six weeks recreation leave instead of seven weeks. These additional hours were not factored into calculations. The original target hours were based on a "best guess" of police activity distributed across the outputs. These targets were refined during the year using the results of an Activity Survey and the estimated actuals reflect the revised targets across outputs. The methodology used to calculate actual hours worked was to take a sample day per month of activity by operational staff, extrapolate those days out for the quarter, and then distribute those hours across the outputs using the results of the Activity Survey. This methodology provides a snapshot of average activity, but will not necessarily reflect resources devoted to a specific incident. It is estimated that the apportionment of actual hours across the outputs could be skewed by some 10% as a result.









## Our people

### MULTI-SKILLED, INNOVATIVE AND COMPETENT EMPLOYEES

Our people are the Agency's best asset and are committed to best practice in customer service. Both sworn and civilian members of the Northern Territory Police, Fire and Emergency Services protect the NT community by maximising their competencies and skills through high quality training and development. In turn the Agency ensures proactive programs and protocols to support our employees.

### Continuous Improvement Program

The Northern Territory Police Force enjoys a reputation of professionalism and service quality that is respected throughout the community. Community expectations of public safety, however, are affected by constant changes in society, making it necessary to clearly assess the role of the Northern Territory Police Force and develop an understanding of what needs to be done to achieve the organisation's goals.

During the reporting period a *Purpose and Direction Strategy* was developed to confirm the shared goals that lead to a safer community. These included:

- Establishing a vision
- Redefining our role
- Outlining the way we will achieve our vision and mission.

The Continuous Improvement Program demonstrated a commitment to organisational development and achievement. It has been designed as an action-oriented program that aims to make changes progressively and on a needs basis.

In the reporting period CIP initiatives included:

- A comprehensive *NT Police Business Plan* from which crime reduction strategies and action plans were developed.
- Police and Community Safety Plans to help reduce anti-social behaviour and criminal activity. Trials were conducted at Alyangula, Nguu and Tennant Creek.
- A *Crime Reduction Strategy* to provide a crime reduction focus in the priority areas of anti-social behaviour, personal violence, property crime, illicit drugs and criminal networks.
- A *Review of Core Service Delivery Structures* to promulgate an intelligence-led crime management system that will incorporate a problem-solving model for addressing service delivery needs at local and community levels.
- A number of projects aimed at improving internal services delivery, including the redevelopment of the '*Police Promotions Qualifications Framework*' and the conduct of '*A Review of Training and Education Services in the Northern Territory Police Force*'.
- A detailed '*Human Resource Strategy*' to ensure that human resource services were fully integrated with organisational needs and functions.

## Equal Employment Opportunity Outcomes

- Equal opportunity is reported pursuant to section 28(2)(f) of the *Public Sector Employment and Management Act*. The existing Equal Opportunity Management Plan and Sexual Harassment Policy has been revised with the new Equity and Diversity Plan encompassing all employees and volunteers of the tri-service.
- The Equity and Diversity Plan provides clear objectives and strategies including a system of conciliation, investigation and resolution of complaints. The plan also reflects a wider range of diversity issues.
- During the reporting period one formal workplace grievance was lodged. Following a formal internal investigation the matter was dismissed.
- The *Equity and Diversity Officer* continued to provide advice and assistance to members, employees, volunteers and supervisors.
- The *Gay and Lesbian Liaison Officer* provided assistance and support to members of the community and employees.



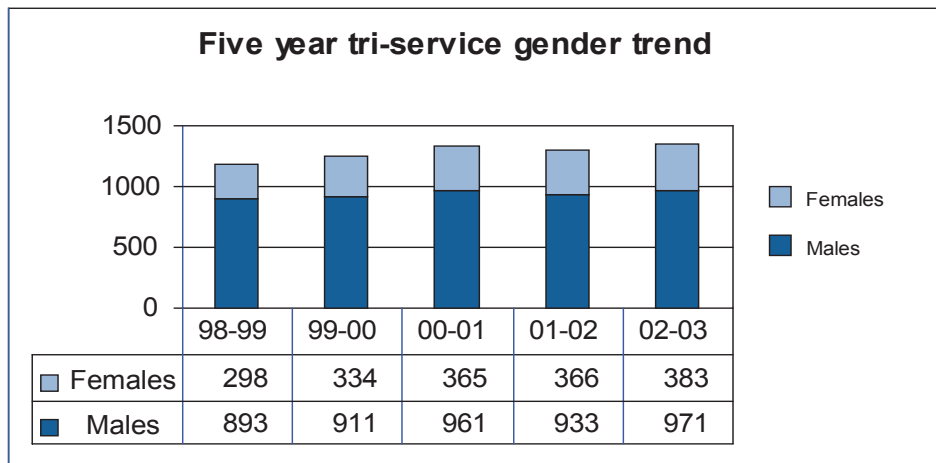
NTPFES delegates participated as members of the following committees:

- NTPFES Women's Advisory Committee (WAC)
- Australian New Zealand Equal Opportunity Consultative Committee (ANZEOCC)
- Commissioners' Australasian Women in Policing Advisory Committee (CAWIPAC)
- National Police Gay and Lesbian Liaison Advisory Committee (NPGLLAC)
- The Chief Minister's Inter-governmental Round Table Committee
- Chief Ministers Indigenous Women's Round Table

The tri-service Equal Employment Opportunity Management Program achieved the following outcomes:

Desired Outcomes	Results
A respectful culture that is inclusive for employees, volunteers and clients.	There was one complaint received during the reporting period.
A workplace that is free from discrimination and sexual harassment.	A reporting tool is available to all members and employees.
Accessible equity and diversity information.	The Equity and Diversity Management Plan provides for flexible delivery of accessible information through education, on-line intranet and job description profiles.
Fair employment structures and procedures.	The Project Employment strategy continues to place persons with special needs and flexible work arrangements were managed at local level to accommodate work and family responsibilities.

The following bar chart shows the Agency's gender mix over the past five years. For accurate comparison, male and female numbers shown do not include those on leave without pay. As such, some financial year totals may vary from previous annual reports. For the reporting period 2002-03, females accounted for approximately 28% of the workforce and males account for 72%



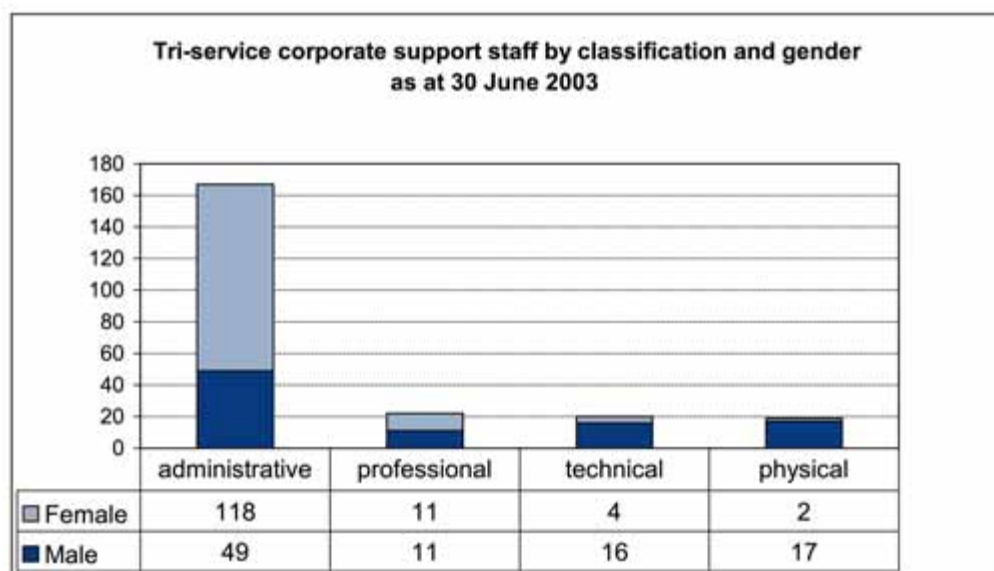
*Note: percentages reported for the 01/02 annual report were calculated using females as a percentage of total males, not total workforce.*

The table below shows ranking by gender as at 30 June 2003. Percentages were calculated using the total sworn workforce of 974.

Of all Commissioned Officers (Superintendents, Commanders, Assistant Commissioners, the Deputy Commissioner and Commissioner) totalling 48 members, 90% are male and 10% female.

Of Non-Commissioned Officers (Constables to Senior Sergeants) totalling 763 members, 81% are male and 19% female. Of Aboriginal Community Police Officers totalling 42, males account for 72% of while females account for 28%. Of all Police Auxiliaries totalling 121 members, 67% are females with 33% male.

RANK	PERCENTAGE
Commissioned Officer – Male	90%
Commissioned Officer – Female	10%
Non-Commissioned Officer – Male	81%
Non-Commissioned Officer – Female	19%
Aboriginal Community Liaison Officer – Male	72%
Aboriginal Community Liaison Officer – Female	28%
Police Auxiliary – Male	33%
Police Auxiliary – Female	67%



Source: Personnel Information Payroll System

## Work Health and Safety Outcomes

Work Health and Safety is reported pursuant to section 28(2)(h) of the *Public Sector Employment and Management Act*. A total of 395 work-related incidents were reported across the tri-service during 2002-03. This was an increase of 19% from the previous reporting period. Of these incidents, 258 resulted in lodgement of Workers' Compensation claims – an increase of 6.37% from the previous reporting period. Details relating to the new claims are as follows:

	Claims Lodged	Claims Declined	Days Lost new claims	Days Lost all Claims	Costs (medical & absence)
Police Service	225	1	524	824	\$367 751.99
Fire and Rescue Service	20	0	77	236	\$38 885.91
Emergency Service	1	0	0	0	\$0.00
Police Civil Employment Unit	12	0	58	91	\$27 364.67
<b>TOTAL</b>	<b>258</b>	<b>1</b>	<b>659</b>	<b>1151</b>	<b>\$434 002.57</b>

Source: Northern Territory Police Fire and Emergency Services

Of the new compensable claims for the reporting period, the physiological costs totalled \$364 822. Psychological costs were \$69 181. Territory Insurance Office fees for administering both new and ongoing claims totalled \$142 793.

Ongoing rehabilitation management and assistance was provided to eight compensable claims and four non-compensable cases.

Eleven police stations and three fire stations underwent workplace and work-station assessments. Nine risk assessments were also conducted during the reporting period. Health monitoring programs continued across the tri-service, including hearing tests, screen-based eye examinations, Hepatitis B inoculations and blood testing for heavy metals (lead) for members and employees identified as being at risk.

An assessment for exposure to lead in the workplace was also conducted by a senior hygienist and a Health Surveillance Program has been implemented for NT Police firearm instructors.

Six Occupational Health and Safety presentations were conducted during the reporting period.

Firefighter safety was also enhanced with the purchase of new protective equipment including 10 breathing apparatus sets, five encapsulated suits, 58 splash suits and computerised breathing apparatus testing equipment.

### **Employment Instruction Outcomes**

Employment Instruction outcomes are reported pursuant to section 23(2) of the *Public Sector Employment and Management Act* and are applicable only to staff employed under this Act.

### **Advertising, Selection and Appointment**

The Agency's recruitment and promotion procedures met Merit Selection Guide requirements and uniformly applied human resource practices met legislative compliance. A total of 71 permanent and temporary vacancies were filled.

### **Probation**

Civilian employees were placed on a six-month probationary period before confirmation of permanent appointment. Probationary reports detailing performance met deadlines. Recruit firefighters were placed on a one-year probationary period pursuant to the *Public Service Employment and Management Act* and probationary police members were covered by the *Police Administration Act*.

### **Performance Management**

Agency performance management systems met requirements.

### **Medical Incapacity and Discipline**

The Government Medical Officer assessed 16 employees to determine fitness for continued duty. Three cases remain pending while three other employees are now participating in graduated return to work programs. Nine cases were resolved with employees returning to full time employment while one employee was retired on the grounds of invalidity. The provisions of the *Public Service Employment and Management Act*, General Orders, Standard Operating Procedures, Standard Administration Procedures, Policies and Director's Orders met requirements.



## Review of Grievances

Grievance procedures met Agency requirements according to the provisions of the *Public Service Employment and Management Act*. There was a general awareness of grievance and appeal provisions. During the reporting period, six formal grievances were lodged. Of these, one was withdrawn, one was declined, one was finalised and three are pending.

## Employees Records

Existing procedures ensured effective security and confidentiality of employee records. Access to employee records is restricted to official purposes and on a need-to-know basis.



## Code of Conduct

Respective Code of Conduct policies covered each element of the tri-service. A breach of the Code of Conduct is investigated according to the Agency's internal disciplinary procedures. Code of Ethics statements were displayed Agency-wide and ethics and integrity lectures formed part of all new recruit training.

## Industrial Relations Service Outcomes

The 2001 Police Consent Agreement is a four-year agreement providing members with annual salary increases of 3.5% in the first year and 3% in July each year for the following three years. The Agreement also facilitates ongoing discussions that could lead to further enhancements to conditions of service. Work progressed on the following items:

- housing allowance entitlements
- Aboriginal Community Police Officers' scheme
- forensic restructure
- remote locality conditions of service
- continuation of alternative shift roster trials.

In addition to the above, Government's initiative to increase the period of paid maternity leave from 12 to 14 weeks was implemented.

## Arbitration

The Police Arbitral Tribunal dealt with two matters during the reporting period:

- The Northern Territory Public Sector Fire and Rescue 2002 Certified Agreement. This was a two-year agreement providing firefighters with an initial salary increase of 4% and 3% increases from the first pay period commencing on or after 29 August 2002.

- A dispute related to the wearing of hazard chemical suits and associated Breathing Apparatus (BA) equipment went before the Australian Industrial Relations Commission in February 2003. As a result, a maintenance audit of all BAs in Darwin was undertaken by the manufacturer, which concluded that the equipment met all specifications and standards. An audit was conducted by officers of the NSW Fire Brigade and the NTFRS is implementing their recommendations.

Through Government's commitment to increase the NTFRS by 16 fire fighters during its first term of government, 10 firefighters commenced during the reporting period. This required the engagement of additional training staff who also provided ongoing training to current NTPFS employees.



### **Housing Service Outcomes**

Northern Territory Police members are entitled to housing or an allowance/subsidy in lieu of Agency accommodation. The current Service Level Agreement between Territory Housing and Northern Territory Police (encompassing Darwin and regional areas) continued to ensure that members were allocated dwellings in accordance with their entitlements. A total of 179 police members were housed according to the Service Level Agreement and head-leasing arrangements. A total of 38 members received rental subsidies while 490 members received a housing allowance.

### **Chaplaincy and Welfare Services Outcomes**

Major Peter Wright is responsible for Chaplaincy services Territory-wide and Reverend Rob Kirwood manages the Chaplaincy service in Central Australia on a part-time basis. Our Chaplains and Welfare Officers are highly regarded and integral to the Agency's team-orientated environment. They have supported spiritual, work-related and personal needs. Chaplains and Welfare Officers travelled Territory-wide to visit Police, Fire and Emergency Services personnel including retired members and families. Throughout the reporting period chaplaincy services were provided for christenings, marriages and funerals. Peer supporters had contact with 217 members and welfare officers had contact with 425 members.

The Chaplain attended respective Graduation ceremonies to deliver traditional Police and Fire prayers. He also attended the Police Remembrance Day to pay homage to those members who died or were killed while serving and protecting the community.

## Training and Education

The total NTPFES expenditure on training activities for the period across the tri-service was \$8 720 030. This figure excludes the NTES as figures are not available. Included in this cost were operational, personnel, property management and specific courses and training. The training expenditure for employees of the Police Civilian Employment unit cannot be separated.

The NTPFES continued its commitment to develop its people through internal and external education programs aimed at providing the professional standards expected by the community.

### Promotional Assessment Centres

Police conducted four promotional assessment centres during the year with a total of 142 members attending. Of these, 48% met the strict criteria for promotion eligibility.

### Tertiary Studies Assistance

One hundred and twenty people across the (police) organisation received tertiary studies assistance with a total of \$115 700 expended.

### Registered Training Organisation

Police, Fire and Emergency Services was successfully re-accredited for the next five years as a Registered Training Organisation (RTO) under the Australian Quality Training Framework.

### e-Learning

The NTPFES College Development and Assessment Team undertook a major project that saw the establishment of a flexible learning delivery system (WebCT) to support and enhance the traditional classroom-training model. In 2002-03, over 15 on-line courses were offered to members including the Certificate IV in Frontline Management qualification.

### Police Recruit Training

A total of 98 Police Trainees commenced training during 2002-03. Two recruit squads graduated during this period comprising 52 new Constables. These members continued with on-the-job training, working towards their Diploma in Public Safety (Policing).

A total of 19 Police Auxiliaries commenced training during the year with four graduating during the period. Also, 13 Aboriginal Community Police Officers graduated during the reporting period.

### Graduation Parades

The NTPFES held the first combined Police and Fire Recruit graduation ceremony for 12 fire and 27 Police recruits in May 2003.





#### Aboriginal Community Policing Officer Traineeship Program

The NTPFES College Development Assessment Unit worked closely with the Indigenous Police Development Unit to provide an academic framework of the Aboriginal Community Police Officer (ACPO) program. A significant achievement in 2002-03 was the attainment of the Certificate III in Public Safety by three ACPOs. This was the highest level attained by an ACPO member since the ACPO scheme was introduced. They are the first ACPOs to embark on the Certificate IV in Public Safety (ACPO).

#### New Training Records Database

A whole-of-organisation training records database called ADAPT (Assessment, Development and Personal Training) was 'rolled out' in late June 2003. ADAPT will enable the amalgamation of a myriad of training databases that exist within the various business units. The Development Assessment team is now working on an implementation strategy to assist with data migration and training tasks.

#### Skills Recognition Program

A new Skills Recognition Program was established to give members a clearer and more transparent pathway in regard to the Recognition of Prior Learning (RPL) and Recognition of Current Competency (RCC).

#### Professional Development of Training and Assessment Staff

The Development and Assessment Unit was successful in its application for three grants from the Australian National Training Authority (ANTA) for the development of:

- a Trainer and Assessor Network
- a pool of training and assessment staff in remote areas
- e-learning skills of instructional staff.



### Scope of Registration – Registered Training Organisation

The list of qualifications attainable through the Agency has grown significantly in 2002-03 to 47 Certificates, Diplomas and Advanced Diplomas. The qualifications are drawn from a wide range of training packages including:

- Public Safety
- Public Service
- Business Services
- Asset Security
- Telecommunications
- National Fitness Industry
- Seafood Industry
- Information Technology

### Australian Police Professional Standards Council (APPSC)

The Development and Assessment team currently participates in a number of cross-jurisdictional projects. These projects cover a wide range of qualifications and issues including:

- Australasian Mounted Police Standards
- Australasian Police Bomb Technician Standards
- Australasian Police Code of Ethics
- Australasian Police Dog Handler Standards
- Australasian Prosecutions Standards
- Australasian Police Qualifications Framework
- Australasian Police Surveillance Standards
- Australasian Police Undercover Operatives Standards
- Employment Requisites to the Policing Profession
- Entry and Progression Educational Standards
- Inter-Jurisdictional Mobility at Rank
- Transition from VET to Higher Education

### Non-Accredited Training Courses

The Development and Assessment Unit (DAU) liaised with the various business units to establish a Course Development-Delivery-Assessment Framework. The framework provided a process to map various non-accredited training courses and accredited qualifications/units under the various training packages.

### Remote Employee Workforce Development

The DAU participated in a whole-of-government initiative to put in place a strategy to develop staff in remote localities. Issues involved in achieving these outcomes are extensive. However this Agency has a significant part to play in working with other agencies to maximise opportunities for members living in remote areas.

### Detective Training

A total of 32 members successfully completed the Detective Training Program during the reporting period. This course is important for Agency-wide investigative competency. It allows members to further progress to the Bachelor of Policing (Investigations) offered by Charles Sturt University.



### Fire and Rescue Training

The NTFRS Education and Training Division experienced a successful year with its relocation to the PFES College. The relocation was particularly significant as it achieved the long-term goal of bringing together the three arms of PFES education and training into one facility.



Total expenditure by the NTFRS was \$1 255 572 for 2002-03. A total of 8 421 training hours represented an increase of 112% on the previous reporting period. This figure included training provided by the NTFRS to internal and external clients. In addition, 1 900 of the 8 421 hours represented training provided to remote area employees located at Yulara, Jabiru, Nhulunbuy and Tennant Creek.

A key training focus for NTFRS was directed to recruit firefighters. A record 24 firefighters were trained in two four-month back-to-back recruit courses over a 10 month period. A total of 192 firefighters were provided with accredited training with 233 auxiliary and volunteer firefighters receiving regular training. Six firefighters qualified to the rank of Station Officer in accordance with NTFRS career path and EBA requirements.

### Firearms

Because of the considerable difficulty in out-sourcing repairs and maintenance, the Armoury commenced development of a in-house facility. Arrangements were made to obtain the services of two senior armourers from NSW Police to assist the armoury to carry out a large-scale maintenance program to ensure NT Police firearms are kept in a good state of repair.

The Armoury began a replacement program for OC spray reaching use-by dates. Throughout 2003-04 all cans issued in 2000-01 will be replaced.

Firearms serviced/repaired – 205 firearms

Firearm movements – 206 firearms transferred in and out of the Armoury.



### Operational Safety Training Tactics Unit

With the need for accelerated recruiting, it became apparent during 2002-2003 that this two-member Unit was not able to cope with the mounting workload. As such, the Police College sought assistance from operational areas for three extra operational safety instructors. Two members from Alice Springs and one member from the Darwin area have been seconded for the remainder of 2003 to ensure the College produces Constables with excellent skills in operational safety. During the reporting period, the two members conducted:

- 3 360 hours of training to recruits and in-service members
- Defensive Tactics Instructor training for 15 persons
- Critical Incident Management Instructor training for 15 persons
- Simunition Instructor training for 10 persons

#### **Internal courses conducted by the Training College**

Fire Recruit Training	Investigative Interviewing
Road Accident Rescue	Navigation, bush skills and patrol
Basic Fire Safety	Intelligence Analyst course
Breathing Apparatus maintenance	Clandestine laboratory course
Fire Safety	Prosecutors' course
Fire cause investigation	Fire and Arson Investigations
Fire Cause Arson	Police bomb technician course
Command and Control 1	Media Awareness
Executive Development Program	Peer support
Confined space rescue	Driver training
Basic fire awareness	TRG marksman course
Aerial appliance Bronto	Child Protection Investigation course
Police recruit training	Laser Operators course
Domestic violence refresher courses	Maximising Assessment centre experience course
Defensive tactics instructors course	PROMIS training
Supervision and Leadership course	Victim/Offender conferencing
Cordon and Containment course	Plan, Conduct and Review Assessments
Annual OSTT training	Plan and Promote a training session
Negotiators' course	Plan a training session and deliver
Close personal protection course	Certificate IV Assessor and Workplace Training
Detective Development Program	Certificate IV in Frontline Management
Firearms re-qualification	Aerosol Subject Restraint training
Operational Supervision Course	Train Small Groups
Search and Rescue course	
Command and Incident Management	
Verbal Judo	

### External courses attended by staff

Police Management Development program	Discovery program for women
Management of Serious Crime	Coxswains course
National Police Search and Rescue Mission course	Forensic basic handwriting course
National Strategic intelligence course	Bomb technicians course
Search and Rescue Coordinators course	Accident Investigation course
SAC-PAV Counter Terrorism negotiator course	Commercial diving course, level 1
Simunition instructors course	Prosecution brief managers course
Close personal protection course	Economic crime course
Public Sector Management Program	SAC-PAV JIG Coordinators course
	Drug induction course
	First Aid Training

Performance indicator	Unit responsible	Number/Amount
Total Agency expenditure on formal training activities in 2002-03	NTPFES College	\$ 8 720 030 (does not include NTES. Figures not available)
Total Northern Territory Police, Fire and Emergency Services College expenditure on formal training activities in 2002-03	Various Units	\$7 464 458





### **ACCESSIBLE AND APPROPRIATE CLIENT FOCUSED INFORMATION**

Over the reporting period the Agency made strategic progress in positioning NT Police, Fire and Emergency Services as a partnership with the community, through effective media and corporate communications.

The Media and Corporate Communications Unit experienced a complete turn over of staff during the financial year. However by 30 June 2003, a restructure of the Unit was completed with appointment of experienced media personnel in Darwin and the continuation of professional media representation in the Alice Springs office.

Throughout the reporting period, the Unit continued to provide a high quality service to members of the NTPFES and the media across the Territory, handling a myriad of inquiries relating to the agency's work and policies. The Printing and Publications section also provided a valuable service to members of the Agency and completed a range of projects of major significance.

Significant achievements for the unit during the year included:

- Launch of a new Road Safety Strategy
- A restructure and up-skilling of Media Unit staff.
- Implementation of a new media policy to provide NTPFES members with clearer guidelines
- Continued media training for Agency staff (supervisor and detective courses)
- Continuation of effective Crime Stoppers campaigns
- Development of new television recruiting campaign
- Design and printing of the NTFRS Purpose and Direction Strategy
- Design, editing and printing of various internal strategic documents
- Printing and design work for the National Counter Terrorism Committee conference
- Media coverage of Operations including Blackbird, Genesweep, Richtoffen and Stuka
- Media coverage and printing/design work for the new Safe Party Packs
- Promotional videos for Emergency Services and the Fire Service
- Commencement of the review and redesign for the Agency's Internet and Intranet sites.



A key role for the Media and Corporate Communications Unit is its ongoing liaison with external stakeholders including the media, business and tourism organisations, Government agencies and Parliament.

## **RESPECTED AND RELIABLE POLICY ADVICE**

The Agency worked to enhance community safety and protection through appropriate and timely secretariat and legal policy advice.

### **Secretariat and Policy Unit**

The Secretariat and Policy Unit provides a focal point for the Agency's interaction with Executive Government. The Unit coordinated the timely provision of information to the Administrator, Executive Council, Northern Territory Ministers of the Crown, Cabinet and the Tri-Service's executive management.

The Unit's Policy Officer coordinated the development and updating of strategic policy directions for the Agency through NTPFES General Orders, the Commissioner's guidelines, instructions and policy documents. Police General Orders were reviewed to reflect best practice and legislative amendments.

During 2002-03 year, this Unit prepared, coordinated and/or distributed:

463	Ministerials and 385 informal responses to Ministerial requests for information
110	Cabinet comments on cabinet submissions from other government agencies
14	Cabinet submissions
122	Legislative Assembly briefings
62	Estimates Committee briefings
10	Community Cabinet briefings
6	Business Round-Table briefings
4	Exco submissions
47	Justice of the Peace applications

### **Legal Services**

Against a background of general in-house legal work, specific functions and tasks of this Section in the year ending 30 June 2003 included:

- coordinating and negotiating amendments to the *Terrorism (Emergency Powers) Act*, *Firearms Act*, *Police Administration Act*, and the *Fire and Emergency Act*, with significant input into other legislation administered by other agencies
- advice on 36 Cabinet submissions, Ministerials and circulated legislation amendments
- advice, negotiation and drafting assistance in regard to 57 agreements, memorandums of understanding and protocols



- coordination, management and representation of legal actions involving NTPFES
- 18 objections and comments on behalf of Police under the *Liquor Act* including direct conduct of four matters to full hearing before the NT Licensing Commission and an appeal under the *NT Licensing Commission Act*
- answering 176 subpoenas and summonses for production of documents served on the Commissioner and NTPFES involving 20 court attendances and 56 other requests for Police information.



## STAFFING PROFILE

Pursuant to section 28(2)(c) of the *Public Sector Employment and Management Act*, a comparison of the Agency's staffing profile as at 30 June 2002 and 30 June 2003 is as follows:

Designation	As at 30 June 2002	As at 30 June 2003
Commissioner of Police	1	1
Deputy Commissioner	1	1
Assistant Commissioner	3	3
Commander	7	7
Superintendent	29	36
Senior Sergeant	44	46
Brevet Senior Sergeant	1	1
Sergeant	114	111
Brevet Sergeant	33	32
Senior Constable	234	249
Constable	301	324
Special Constable	1	-
Police Auxiliary	130	121
Aboriginal Community Police	39	42
Fire Commander	5	5
Station Commander	16	12
SSOP (PIO)	1	-
Station Officer	17	20
Senior Firefighter Qualified	15	14
Senior Firefighter	30	27
Firefighter Qualified	24	27
Firefighter B	8	1
Firefighter C	-	10
Firefighter D	11	9
Firefighter Recruit	9	24
Chief Pilot	1	1
Senior Pilot	2	-
Pilot	1	4
Executive Contract Officer 3	1	1
Executive Contract Officer 1	4	7
Executive Officer 1	2	2
Administrative Officer 8	8	7
Administrative Officer 7	5	6
Administrative Officer 6	15	15
Administrative Officer 5	11	11
Administrative Officer 4	21	22
Administrative Officer 3	28	32
Administrative Officer 2	55	56
Administrative Officer 1	14	11
Professional 4	-	1
Professional 3	4	4
Professional 2	7	12
Professional 1	1	-
Technical 6	2	3
Technical 5	2	1
Technical 4	4	5
Technical 3	7	6
Technical 2	6	4
Technical 1	1	1
Physical 7	3	2
Physical 6	-	1
Physical 5	5	3
Physical 4	4	1
Physical 3	-	2
Physical 2	12	10
<b>TOTAL</b>	<b>1300<sup>1</sup></b>	<b>1354<sup>2</sup></b>

<sup>1</sup> Counting methodology used in the 30 June 2002 snapshot figure of 1300 total staff excludes 26 staff on leave without pay which would equate to a total of 1326 staff if previous counting methodology had been used. A total of 1300 staff as @ 30 June 2002 represents six below a staffing establishment of 1306.

<sup>2</sup> Counting methodology used in the 30 June 2003 snapshot figure of 1354 total staff excludes 21 staff on leave without pay which would equate to a total of 1375. A total of 1354 staff as @ 30 June 2003 represents 24 above the staffing establishment of 1330.



## **ACHIEVEMENTS OF OUR PEOPLE**

While serving and protecting the Northern Territory community our dedicated police, fire and emergency services members continually manage danger and challenges. In recognition of their bravery, outstanding performance, service excellence and professional achievements, medals, awards and commendations were awarded. In the 2002-03 year, the Governor General approved the following medals and clasps.

### **Australian Police Medal**

Superintendent Warren O'MEARA was awarded the Australian Police Medal in recognition of distinguished police service. Commander Colin HARDMAN was awarded the Australian Police Medal in recognition of distinguished police service.

### **Emergency Services Medal**

Michael BOWMAN was awarded the Emergency Services Medal in recognition of his dedication to the Northern Territory Emergency Service and leadership in developing the NTES volunteer units.

### **New South Wales Rural Fire Service Bravery Award**

NTES Volunteer Unit Officer, Gordon WALKER

### **Administrator's Medal for Volunteer of the Year**

Deputy Captain Gordon JACKSON of the Elliott Fire and Emergency Group was awarded the Administrator's Medal for Volunteer of the Year for his involvement in the Elliott community. He is also heavily involved with the local football team and is President of the Gurungu Council.

### **Centenary Medal**

Superintendent Michael Van HEYTHUYSEN was awarded the Centenary Medal for service to Australia's multiculturalism and crime prevention. ACPO Andrew Jabaltjai Spencer was awarded the Centenary Medal for many years' service to the community as a dedicated ACPO Peter John AEBERSOLD was awarded the Centenary Medal for service to the NT Veterans' Community.

## **National Medals**

The National Medal recognises diligent long service in organisations that protect life and property at some risk to their members. Fifteen years eligible service is necessary to qualify for the medal and clasps are available for each additional ten-year period.

### **National medals**

SFFQ Leigh SWIFT

#### **National medal 1st Clasp**

FF Sagol LIMPRATEEP

Com Ian LOCKLEY

SC Philip NOBLE

SFF Doug WHATLEY

FF Raymond TANDY

#### **National medal 2nd Clasp (FRS)**

SC Ian McLEOD

SO Gavin DOCHERTY

SFF Kenneth BONSON

### **National Medals**

Sergeant David Anthony BISHOP

Sergeant Stuart Axtell DAVIS

Sergeant Gregory Raymond HANSEN

Sergeant Andrew James HOCKING

Sergeant Kerry Gordon JAMES

Sergeant Helen Maree ROWBOTTAM

Sergeant Paul Francis TUDORSTACK

Sergeant Stephen James MARTIN

Sergeant Daniel Thomas BACON

Senior Constable Ivan Blaz MARINOV

Senior Constable Richard George CHEAL

Senior Constable Donna LEE IKIN

Senior Constable Mark William BENNETT

Senior Constable Neville Ian MULLER

Senior Constable Alexander James FAIRWEATHER

Senior Constable Peter John SCHILLER

Senior Constable Romolo Pietro DALLACOSTA

Senior Constable Rosanna BREED

Senior Constable William James MCDONNELL

Senior Constable Michael Dominic WYATT

Senior Constable Shane Michael TAYLOR

Senior Constable Antony Frank MARTIN

Senior Constable Joseph Daniel LINCO

Senior Constable Garry Graham JOHNSTON

Senior Constable Ian Rodney GRAY

Senior Constable Peter John GARARD

Senior Constable Naomi Gail BEALE  
Senior Constable Geoffrey Robert BAHNHERT  
Senior Constable Kevin John AGNEW  
Constable Raymond John EVANS  
Constable Wayne Geoffrey O'NEILL  
Police Auxiliary Kevin David WARD  
Constable Richard Walter BRAUND  
Constable Stephen John HAZELL  
Constable Michael Peter MIRTSCHIN

**Clasp to the national medal**

Senior Sergeant Robert Charles FARMER  
Brevet Senior Sergeant Ronald Alan HART  
Sergeant Phillip OLDFIELD  
Sergeant Garry William BARNETT  
Sergeant Henry William SATTler  
Senior Constable Deborah Joy HORROCKS  
Senior Constable Mark Jefford LYONS

**2nd clasp to the national medal**

Senior Constable Ross Arthur WALSH  
Senior Constable Allan Geoffrey DUNCAN

**Police overseas service medal**

Superintendent Robert John KENDRICK  
Sergeant Robert JORDAN  
Sergeant Glenn MCPHEE  
Senior Constable David GILMOUR

**Police service medals approved by the Administrator**

Senior Sergeant Christopher Robert SMITH  
Sergeant Gregory Charles PUSTERLA  
Sergeant Nouvelle Denise REED  
Sergeant Jacleen Sue GRANT  
Senior Constable Peter Raymond BROWN  
Senior Constable Heather Anne DONALD  
Senior Constable Peter John SCHILLER  
Senior Constable Martyn William BRIGGS  
Senior Constable Raymond Mark MUSGRAVE  
Senior Constable Allan Richard MILLNER  
Constable Jeremy David ENGLISH  
ACPO Andrew Jabaltjari SPENCER  
Senior Auxiliary Vinita JAIN  
Senior Auxiliary Russel William SWAN  
Senior Auxiliary William Roy HAWKER  
Senior Auxiliary Denise AMEY



### **Police Service Medal 20 Year Bar approved by the Administrator**

Superintendent Peter GORDON  
Superintendent Robert RENNIE  
Superintendent Robert KENDRICK  
Superintendent Donald FRY  
Superintendent Graham WAITE  
Senior Sergeant Lane CREWS  
Senior sergeant Dean MOLONEY  
Senior Sergeant Ian LEA  
Senior Sergeant Robert FARMER  
Senior Sergeant Gary TURNBULL  
Senior Sergeant Kenneth DWYER  
Sergeant Martin McCALLUM  
Sergeant Stefan HEROLD  
Sergeant Roger ILLETT  
Sergeant Neil BERRY  
Sergeant Eric CLEAK  
Sergeant Kevin WINZAR  
Senior Constable John WHITE  
Senior Constable Michael ADAMS  
Senior Constable Neil GALLOWAY  
Senior Constable William MATCHETT  
Senior Constable David CUBIS  
Senior Constable Paul DIXON  
Senior Constable Peter LINDFIELD  
Senior Constable Sean Patrick SANDRY  
Senior Constable Dallas GRAETZ  
Senior Constable Brian HARRISON  
Senior Constable Peter RUSSELL  
Senior Constable Scott MITCHELL  
Senior Constable Anne LADE  
Senior Constable Kym CHILTON  
Special Constable Owen MORRIS

### **Police Service Medal 30 Year Bar approved by the Administrator**

Senior Sergeant Terence WALSH  
Sergeant Matteo SODOLI  
Sergeant John ROWE  
Senior Constable David PICKER

### **Trophies and Awards**

Constable Craig DUNLOP - Police Officer of the Year

Constable Simon ALDRIDGE - The Ian Bradford Memorial Prize

Sergeant Mary Ann SKELTON - Most Significant Achievement (improving relationships between women in the community and law enforcement and policing), Australasian Council of Women and Policing

Ms Joy KUHL – Female Practitioner of the Year, Australasian Council of Women and Policing (Excellence in Policing Awards).

NTES Southern Region HQ - Best Government Display at Alice Springs Show and Best Government Display and Best Overall Display at Tennant Creek Show.

### **Conferences attended**

Dr Peter THATCHER  
Crime Practitioners' Conference  
Paper: Advances in Forensic Science

### **Other Significant Achievements**

Senior Constable Gino ROB from the Forensic Science Unit has validated the traditional firearms testing methods used in all Australian jurisdictions and most overseas jurisdictions. This has never been recorded before and now serves as a scientific justification for the use of these methods.

## Financial statements

### CERTIFICATION OF FINANCIAL STATEMENTS

The accompanying financial statements of Northern Territory Police, Fire and Emergency Services have been prepared in compliance with the provisions of the Financial Management Act from proper accounts and records for the financial year ended 30 June 2003.

At the date of signing we are not aware of any circumstances that would render the particulars included in the financial statements misleading or inaccurate.



Paul White  
Commissioner of Police  
Chief Executive Officer Fire and Emergency Services



Mark McAdie  
Assistant Commissioner  
Corporate Services Command

26 September 2003

## FINANCIAL STATEMENT OVER VIEW

### For the year ended 30 June 2003

The Northern Territory Police, Fire and Emergency Services (NTPFES) outcome was favourable this financial year. The deficit for the year was \$7.840M against an estimated deficit of \$9.296M. This deficit is a direct result of depreciation expense and expenditure on programs rolled over from 2001-02 as outlined below.

- Agencies are currently not funded for depreciation as the Working for Outcomes initiative is in its first stage of implementation. Therefore the total depreciation expense results in NTPFES recording an operating deficit.
- NTPFES receives Specific Purpose Funding from the Commonwealth to operate the Juvenile Pre-Court Diversion Program. Funding was received from the Commonwealth during the 2001-02 financial year that could not be expended until 2002-03. The Australian Accounting Standards require that Specific Purpose Payments be recognised as revenue when they are received, even if the program is not delivered until the following year. This situation also results in the Agency recording an operating deficit.
- Whilst the current depreciation charge for 2002-03 in the Statement of Financial Performance does not tally with the current depreciation in the Statement of Financial Position (refer 6(b) in the Notes to the Financial Statements), total accumulated depreciation is correct. The Department of Corporate and Information Services (DCIS), which manages the fixed asset register on behalf of agencies, are investigating and any necessary adjustments are not likely to affect outer years.

Various one-off adjustments were required during the year to the Statement of Financial Performance such as reclassifying Minor New Works expenditure as Repairs and Maintenance expenses, bringing assets to account and writing down assets incorrectly capitalised. Had assets not been brought to account during 2002-03, NTPFES would have shown a loss on disposal of its non-current assets.

The Statement of Financial Position was adjusted for items not previously recognised including:

- other accrued expenses where invoices were not received but expenditure was incurred;
- provisions for an on-cost for expenses such as payroll tax, workers compensation and other similar on-costs that would be incurred when the employee entitlements to which they relate are extinguished;
- grossing up of the employee entitlements by 3% for EBA increases that are due to employees from July 2003 onwards; and
- realignment of the recreational leave loading opening balance which has negated the abovementioned adjustments.

In addition, the long service leave liability previously recorded by agencies has been transferred to the Central Holding Authority (CHA) which has assumed this liability.

In accordance with Treasurer's Directions, land and buildings that are material to NTPFES should be revalued at least once every five years. The Australian Valuation Office revalued most land and buildings as at 30 June 2003, which resulted in a net increment.

With the inception of accrual accounting the net effect of assets and liabilities opening balances was brought to account as an adjustment to Equity.



**STATEMENT OF FINANCIAL PERFORMANCE**  
for the year ended 30 June 2003

	NOTE	2003 \$000
<b>OPERATING REVENUE</b>		
<i>Grants and Subsidies</i>		
Current		5 521
<i>Sales of Goods and Services</i>		
Output Revenue		125 503
Other Agency Revenue		1 736
Miscellaneous Revenue		895
Profit on Disposal of Assets	3	239
<b>TOTAL OPERATING REVENUE</b>		<b>133 894</b>
<b>OPERATING EXPENSES</b>		
Employee Expenses		100 501
<i>Administrative Expenses</i>		
Purchases of Goods and Services		30 008
Repairs and Maintenance		3 037
Depreciation and Amortisation	6(b)	5 880
Other Administrative Expenses		294
<i>Grants and Subsidies</i>		
Current		1 986
Interest Expense		28
<b>TOTAL OPERATING EXPENSES</b>		<b>141 734</b>
<b>NET OPERATING DEFICIT</b>	11	<b>(7 840)</b>

*The statement of financial performance is to be read in conjunction with the notes to the financial statements.*

**STATEMENT OF FINANCIAL POSITION**  
**as at 30 June 2003**

	NOTE	2003 \$000
<b>ASSETS</b>		
Current Assets		
Cash and Deposits	4	5 224
Receivables	5	1 041
Prepayments		29
Inventories		1 401
<b>Total Current Assets</b>		<u>7 695</u>
Non-Current Assets		
Property, Plant and Equipment	6(a)	126 013
<b>Total Non-Current Assets</b>		<u>126 013</u>
<b>TOTAL ASSETS</b>		<u>133 708</u>
<b>LIABILITIES</b>		
Current Liabilities		
Deposits Held	16	260
Accounts Payable	7	6 577
Borrowings	8	68
Provisions	9	19 297
<b>Total Current Liabilities</b>		<u>26 202</u>
Non-Current Liabilities		
Borrowings	8	93
<b>Total Non-Current Liabilities</b>		<u>93</u>
<b>TOTAL LIABILITIES</b>		<u>26 295</u>
<b>NET ASSETS</b>		<u>107 413</u>
<b>EQUITY</b>		
Capital	10(a)	114 441
Reserves	10(b)	812
Accumulated Funds	10(c)	(7 840)
<b>TOTAL EQUITY</b>		<u>107 413</u>

*The statement of financial position is to be read in conjunction with the notes to the financial statements*

**NOTES TO FINANCIAL STATEMENTS**  
for the year ended 30 June 2003

	NOTE	2003 \$000 (Outflows)/Inflows
<b>CASH FLOWS FROM OPERATING ACTIVITIES</b>		
Operating Receipts		
Grants and Subsidies Received		
Current		5 521
Receipts from Sales of Goods and Services		
Output Revenue Received		125 503
Other Agency Revenue		5 793
<b>Total Operating Receipts</b>		<u>136 817</u>
Operating Payments		
Grants and Subsidies Paid		
Current		(1 986)
Payments to Employees		(100 989)
Transfer of Long Service Leave Liability		(19 837)
Payments for Goods and Services		(34 704)
Interest Paid		(28)
<b>Total Operating Payments</b>		<u>(157 544)</u>
<b>Net Cash Used in Operating Activities</b>	11	<u>(20 727)</u>
<b>CASH FLOWS FROM INVESTING ACTIVITIES</b>		
Investing Receipts		
Proceeds from Asset Sales		4 034
<b>Total Investing Receipts</b>		4 034
Investing Payments		
Purchase of Assets	6(c)	<u>(6 208)</u>
<b>Total Investing Payments</b>		<u>(6 208)</u>
<b>Net Cash Used in Investing Activities</b>		<u>(2 174)</u>
<b>CASH FLOWS FROM FINANCING ACTIVITIES</b>		
Financing Receipts		
Deposits Received		30
Capital Appropriation		<u>24 408</u>
<b>Total Financing Receipts</b>		24 438
Financing Payments		
Finance Lease Payments		<u>(73)</u>
<b>Total Financing Payments</b>		<u>(73)</u>
<b>Net Cash from Financing Activities</b>		<u>24 365</u>
Net Increase in Cash Held		1 464
Cash at Beginning of Financial Year		<u>3 760</u>
<b>CASH AT END OF FINANCIAL YEAR</b>	4	<u>5 224</u>

The statement of cash flows is to be read in conjunction with the notes to the financial statements.

## 1 STATEMENT OF SIGNIFICANT ACCOUNTING POLICIES

### (a) Objectives and funding

The mission of the Northern Territory Police, Fire and Emergency Services is to "work together to reduce crime and protect the community."

Whilst the NTPFES is predominantly funded by Parliamentary appropriations, the financial statements encompass all funds which NTPFES controls.

### (b) Working for Outcomes

Stage 1 of the Territory's new financial and performance management framework *Working for Outcomes* was introduced on 1 July 2002. Stage 1 introduced the fundamental reforms of accrual accounting, accrual reporting and accrual output budgeting which underpin the framework. Appropriation reforms were also introduced as part of Stage 1. Two distinct types of appropriation were introduced, namely output and capital. Appropriation is now provided net of NTPFES revenue.

As 2002-03 is the first year NTPFES has adopted accrual accounting and reporting under the new framework, comparatives for 2001-02 have not been provided in the financial statements and accompanying notes, except where detailed.

#### **Central Holding Authority**

The Central Holding Authority (CHA) is the 'parent body' that represents the Government's ownership interest in Government controlled entities.

The CHA also records all Territory items. Territory items are revenues, expenses, assets and liabilities controlled by the Government and managed by Agencies on behalf of the Government. The main Territory item is Territory revenue, which includes taxation and royalty revenue, Commonwealth general purpose funding (such as GST revenue), fines, and statutory fees and charges.

The CHA also holds certain Territory assets not assigned to agencies as well as certain Territory liabilities that are not practical or effective to assign to individual agencies, such as long service leave liability.

#### **Territory items**

The CHA recognises all Territory items. Therefore the Territory items managed by NTPFES on behalf of Government are not included in the financial statements. However, as NTPFES is accountable for the Territory items they manage on behalf of Government, these items have been separately disclosed in Note 18, titled Schedule of Territory Items.

### (c) Basis of accounting

The financial statements have been prepared in accordance with the requirements of the *Financial Management Act* and Treasurer's Directions.

Except where stated the financial statements have been prepared in accordance with the historical cost convention.

Other material accounting policies as prescribed below have also been adopted in the preparation of the financial statements.

**(d) Revenue recognition**

Revenue is recognised at fair value of the consideration received net of the amount of goods and services tax (GST). Exchanges of goods or services of the same nature and value without any cash consideration are not recognised as revenues.

***Output revenue***

Output revenue represents Government funding for NTPFES operations and is calculated as the net cost of its outputs after taking into account funding from NTPFES revenue.

The lack of accrual data history necessitated interim arrangements for appropriation during 2002-03. The net cost of NTPFES outputs for output appropriation purposes does not include any allowance for major non-cash costs such as depreciation.

Revenue in respect of this funding is recognised in the period in which NTPFES gains control of the funds.

***Grants and other contributions***

Grants, donations, gifts and other non-reciprocal contributions are recognised as revenue when the NTPFES obtains control over the assets comprising the contributions. Control is normally obtained upon receipt.

Contributions are recognised at their fair value. Contributions of services are only recognised when a fair value can be reliably determined and the services would be purchased if not donated.

***Sale of goods***

Revenue from the sale of goods is recognised (net of returns, discounts and allowances) when control of the goods passes to the customer.

***Sale of non-current assets***

The profit or loss on disposal of non-current asset sales are included as revenue at the date control of the asset passes to the buyer, usually when an unconditional contract of sale is signed.

The profit or loss on disposal is calculated as the difference between the carrying amount of the asset at the time of disposal and the net proceeds on disposal.

***Contribution of assets***

Contributions of assets and contributions to assist in the acquisition of assets, being non-reciprocal transfers, are recognised as revenue at the fair value of the asset received when the entity gains control of the asset or contribution.

**(e) Goods and services tax**

Revenues, expenses and assets are recognised net of the amount of goods and services tax (GST), except where the amount of GST incurred on a purchase of goods and services is not recoverable from the Australian Tax Office (ATO). In these circumstances the GST is recognised as part of the cost of acquisition of the asset or as part of an item of the expense.

Receivables and payables are stated with the amount of GST included.



The net amount of GST recoverable from, or payable to, the ATO is included as part of receivables or payable in the Statement of Financial Position.

Cash flows resulting from GST are included in the Statement of Cash Flows on a gross basis. The GST components of cash flows arising from investing and financing activities which is recoverable from, or payable to, the ATO are classified as operating cash flows.

Commitments and contingencies are disclosed net of the amount of GST recoverable from, or payable to, the ATO.

**(f) Interest expenses**

Interest expenses include interest and finance lease charges and are expensed as incurred.

**(g) Cash and deposits**

For the purpose of the Statement of Financial Position and the Statement of Cash Flows, cash includes cash on hand, cash at bank and cash equivalent assets controlled by NTPFES. Cash equivalents are highly liquid short-term investments that are readily convertible to cash.

**(h) Inventories**

Inventories, comprising mainly of raw materials are carried at the lower of cost and net realisable value.

**(i) Receivables**

Our ability to collect debts and receivables is assessed at balance date and specific provision is made for any doubtful accounts.

Generally, trade debtors are to be settled within 30 days and are carried at amounts due.

**(j) Property, plant and equipment**

***Acquisitions***

All items of property, plant and equipment with a cost, or other value, equal to or greater than \$5 000 are recognised in the year of acquisition and depreciated as outlined below. Property, plant and equipment below the \$5 000 threshold are expensed in the year of acquisition.

***Complex assets***

Major items of plant and equipment comprising a number of components that have different useful lives, are accounted for as separate assets. The components may be replaced during the useful life of the complex asset.

***Subsequent additional costs***

Major costs incurred on property, plant and equipment subsequent to initial acquisition are capitalised when it is probable that future economic benefits in excess of the originally assessed performance of the asset will flow to NTPFES in future years, in accordance with the Treasurer's Directions. Where these costs represent separate components of a complex asset, they are accounted for as separate assets and are separately depreciated over their useful lives.

### ***Construction work in progress***

As part of Stage 1 of *Working for Outcomes*, the Department of Infrastructure, Planning and Environment (DIPE) is responsible for managing general government capital works projects on a whole of government basis. Therefore, appropriation for most capital works is provided directly to DIPE and the cost of construction work in progress is recognised as an asset of that Department. Once completed, capital works assets are transferred to NTPFES.

### ***Revaluations***

After initial recognition, assets belonging to the following classes of non-current assets are revalued using the fair value basis in accordance with the Treasurer's Directions:

- land
- buildings

NTPFES assets belonging to the above classes are progressively revalued with sufficient regularity, to ensure that the carrying amount of these assets does not materially differ from fair value. Fair value is the amount for which an asset could be exchanged, or liability settled, between knowledgeable, willing parties in an arms length transaction.

Other classes of non-current assets are not subject to revaluation and are measured on a cost basis.

### ***Depreciation and amortisation***

Items of property, plant and equipment, including buildings but excluding land, have limited useful lives and are depreciated or amortised using the straight-line method over their estimated useful lives.

Amortisation applies in relation to intangible non-current assets with limited useful lives and is calculated and accounted for in a similar manner to depreciation.

The estimated useful lives for each class of asset, for the current year, are in accordance with the Treasurer's Directions and are provided as follows:

	<b>Period (years)</b>
Buildings	20-50
Infrastructure assets	10-25
Plant and equipment	1-10
Leased plant and equipment	4

Assets are depreciated or amortised from the date of acquisition.

#### **(k) Leased assets**

Where the NTPFES substantially assumes all the risks and benefits of ownership under a lease, those leases are classified as finance leases. Other leases are classified as operating leases.

#### ***Finance leases***

Finance leases are capitalised. A leased asset and a lease liability equal to the present value of the minimum lease payments are recorded at the inception of the lease.

Lease payments are allocated between the principal component of the lease liability and the interest expense.

***Operating leases***

Operating lease payments made at regular intervals throughout the term are expensed when the payments are due, except where an alternative basis is more representative of the pattern of benefits to be derived from the lease property.

**(l) Accounts payable**

Liabilities for trade creditors and other amounts payable are carried at cost which is the fair value of the consideration to be paid in the future for goods and services received, whether or not billed to NTPFES. Trade creditors are normally settled within 30 days.

**(m) Employee benefits**

Provision is made for employee benefits accumulated as a result of employees rendering services up to the reporting date. These benefits include wages and salaries and annual leave. Liabilities arising in respect of wages and salaries and annual leave expected to be settled within twelve months of the reporting date are measured at their nominal amounts based on remuneration rates which are expected to be paid when the liability is settled.

No provision has been made for sick leave, which is non-vesting, as the anticipated pattern of future sick leave to be taken indicates that accumulated sick leave will never be paid.

Employee benefits expenses are recognised in respect of the following categories:

- wages and salaries, non-monetary benefits, annual leave, sick leave and other leave entitlements
- other types of employee benefits are recognised against profits on a net basis in their respective categories.

As part of the introduction of *Working for Outcomes*, the CHA assumed the long service leave liabilities of Government Agencies, including NTPFES. The actual liability was transferred from NTPFES ledger during 2002-03. This resulted in a reduction in the liabilities of NTPFES of \$19.8M and a corresponding increase in its equity of \$19.8M.

Technical requirements within the reporting and accounting system necessitated the transferring journals to be recorded as cash transactions. There is no net cash effect. However, the inflow and outflow are reported in the financing and operating sections of the Statement of Cash Flows respectively.

**(n) Superannuation**

Employees' Superannuation entitlements are provided through the NT Government and Public Authorities Superannuation Scheme (NTGPASS), Commonwealth Superannuation Scheme (CSS) and non-government employee nominated schemes for those employees commencing on or after 10 August 1999.

NTPFES makes superannuation contributions on behalf of its employees to the CHA or the non-government employee nominated schemes. Any liability for government superannuation is met directly by the CHA. The NTPFES has and will continue to have no direct superannuation liability.

**(o) Rounding of amounts**

Amounts in the financial statements and notes to the financial statements have been rounded to the nearest thousand dollars.

**NOTES TO FINANCIAL STATEMENTS**  
**for the year ended 30 June 2003**

**2 STATEMENT OF FINANCIAL PERFORMANCE  
BY OUTPUT GROUPS**

**2003 \$000**

	Output Group 1	Output Group 2	Output Group 3	<b>Total</b>
<b>OPERATING REVENUE</b>				
Taxation Revenue				
<i>Grants and Subsidies</i>				
Current	3 202	1 988	331	5 521
<i>Sales of Goods and Services</i>				
Output Revenue	72 792	45 181	7 530	125 503
Other Revenue	1 007	625	104	1 736
Miscellaneous Revenue	519	322	54	895
Profit on Disposal of Assets	139	86	14	239
<b>TOTAL OPERATING REVENUE</b>	<b>77 659</b>	<b>48 202</b>	<b>8 033</b>	<b>133 894</b>
<b>OPERATING EXPENSES</b>				
Employee Expenses	58 291	36 180	6 030	100 501
<i>Administrative Expenses</i>				
Purchases of Goods and Services	17 405	10 803	1 800	30 008
Repairs and Maintenance	1 762	1 093	182	3 037
Depreciation and Amortisation	3 410	2 117	353	5 880
Other Administrative Expenses	170	106	18	294
<i>Grants and Subsidies</i>				
Current	1 152	715	119	1 986
Interest Expense	16	10	2	28
<b>TOTAL OPERATING EXPENSES</b>	<b>82 206</b>	<b>51 024</b>	<b>8 504</b>	<b>141 734</b>
<b>NET OPERATING DEFICIT</b>	<b>(4 547)</b>	<b>(2 822)</b>	<b>(471)</b>	<b>(7 840)</b>

**2003 \$000**

**3 PROFIT/LOSS ON DISPOSAL OF ASSETS  
NON-CURRENT**

Proceeds from the disposal of non-current assets	4 021
Less Written down value of non-current assets disposed	4 341
Loss on the disposal of non-current assets	(320)

**MINOR**

Proceeds from the disposal of minor assets	13
	13
Total loss on disposal of assets	(307)

**ASSETS ACQUIRED BELOW FAIR VALUE**

Assets acquired below fair value	546
<b>TOTAL ASSET REVENUE</b>	<b>239</b>

**4 CASH AND DEPOSITS**

Cash on hand	81
Cash at bank	4 803
Advance Accounts	340
	5 224



**NOTES TO FINANCIAL STATEMENTS**  
**for the year ended 30 June 2003**

	2003 \$000
<b>5 RECEIVABLES</b>	
Current	
Trade debtors	722
Less: Provision for doubtful trade debtors	(16)
	<u>706</u>
Sundry debtors	243
Accrued revenue	92
Other receivables	335
	<u>1 041</u>
<b>Total receivables</b>	
	<u>1 041</u>
<b>6 PROPERTY, PLANT AND EQUIPMENT</b>	
<b>(a) Land</b>	
At cost	1 361
At valuation	7 991
	<u>9 352</u>
<b>Buildings</b>	
At cost	8,052
At valuation	130 280
Accumulated depreciation	(43 273)
	<u>95 059</u>
<b>Infrastructure</b>	
At cost	99
Accumulated depreciation	(51)
	<u>48</u>
<b>Capital works in progress</b>	
At capitalised cost	<u>407</u>
<b>Plant and equipment</b>	
At cost	30 731
Accumulated depreciation	(9 679)
	<u>21 052</u>
<b>Leased plant and equipment</b>	
At capitalised cost	287
Accumulated amortisation	(192)
	<u>95</u>
<b>Total property, plant and equipment</b>	
	<u>126 013</u>
A valuation of 32 blocks of land and 53 buildings was undertaken by the Office of the Valuer General as at 30 June 2003.	

**NOTES TO FINANCIAL STATEMENTS**  
**For the year ended 30 June 2003**

**(b) Reconciliations**

Reconciliations of the carrying amounts of property, plant and equipment at the beginning and end of the current financial year are set out below:

<u>Cost</u>	Land	Buildings	Infrastructure	Capital Works in Progress	Plant & Equipment	Leased Plant & Equipment	Total
Value at the beginning of the year	Nil	Nil	Nil	Nil	Nil	Nil	Nil
Assets introduced on adoption of accrual accounting	9 225	156 108			28 835	289	194 457
Additions		11		407	5 789		6 207
Disposals					(5 153)	(2)	(5 155)
Transfers Out		(1 097)		(1 696)	(331)		(3 124)
Transfers In		1 026	99	1 696	1 591		4 412
Revaluation	127	(17 716)					(17 589)
Value at the end of the year	9 352	138 332	99	407	30 731	287	179 208
<b><u>Accumulated depreciation</u></b>							
Value at the beginning of the year	Nil	Nil	Nil	Nil	Nil	Nil	Nil
Assets introduced on adoption of accrual accounting		59 488			6 905	120	66 513
Depreciation and amortisation		3 282	51		2 851	72	6 256
Disposals					(798)		(798)
Transfers In					726		726
Transfers Out		(19 497)			(5)		(19 502)
Value at the end of the year	Nil	43 273	51	Nil	9 679	192	53 195
<b><u>Written down value</u></b>							
Value at the beginning of the year	Nil	Nil	Nil	Nil	Nil	Nil	Nil
Value at the end of the year	9 352	95 059	48	407	21 052	95	126 013

**NOTES TO FINANCIAL STATEMENTS**  
**for the year ended 30 June 2003**

2003 \$000

<b>(c) Purchase of non-current assets</b>	
Payments for acquisition of buildings	11
Payments for capital works in progress	407
Payments for acquisition of plant and equipment	5 790
	<u>6 208</u>
<b>7 ACCOUNTS PAYABLE</b>	
Trade creditors	2 710
Accrued salaries	2 668
Accrued expenses other	1 199
	<u>6 577</u>
<b>8 BORROWINGS</b>	
<b>Current</b>	
Finance lease liability (Note 15)	68
	<u>68</u>
<b>Non-current</b>	
Finance lease liability (Note 15)	93
	<u>93</u>
<b>Total borrowings</b>	<u>161</u>
<b>9 PROVISIONS</b>	
<b>Current</b>	
<i>Employee benefits</i>	
Annual leave	15 531
Leave loading	245
<i>Other current provisions</i>	
Other provisions	3 521
	<u>19 297</u>
<b>Total provisions</b>	<u>19 297</u>
<b>10 EQUITY</b>	
<b>(a) Capital</b>	
Balance at the beginning of year	Nil
Equity recognised on adoption of accrual accounting	88 336
Equity injections	6 268
Assumption of long service leave to CHA Note 1 (m)	19 837
Balance at the end of year	<u>114 441</u>
<b>(b) Reserves</b>	
<b>Asset revaluation reserve</b>	
<b>(i) Nature and purpose of reserve</b>	
The asset revaluation reserve includes the net revaluation increments and decrements arising from the revaluation of non-current assets in accordance with AASB 1041. An amount of \$127 500 is not available for future asset write-downs as a result of using the deemed cost election for land when adopting AASB 1041.	

**NOTES TO FINANCIAL STATEMENTS**  
**for the year ended 30 June 2003**

2003 \$000

**(ii) *Movements in reserve***

Balance at beginning of the year	Nil
Revaluation increment on	
- land	127
- buildings	685
Balance at end of the year	<u>812</u>

**(c) *Accumulated Funds***

Balance at the beginning of year	Nil
Current year operating deficit	<u>(7 840)</u>
Balance at the end of year	<u>(7 840)</u>

**11 *NOTES TO THE STATEMENT OF CASHFLOWS***

*Reconciliation of net operating deficit to net cash used in operating activities.*

<b>Net Operating Deficit</b>	<u>(7 840)</u>
<i>Non-Cash Items</i>	
Depreciation	5 820
Amortisation	60
Asset acquired below fair value	(545)
Assets written down	325
Inventories written off	12
Non-Cash repairs and maintenance	630
Loss on disposal of non-current assets	307
<i>Changes in Assets and Liabilities</i>	
Decrease/(Increase) in receivables	(348)
Decrease/(Increase) in prepayments	110
Decrease/(Increase) in inventory	(432)
(Decrease)/Increase in accounts payable	2 220
Transfer of long service leave to CHA	(19 837)
(Decrease)/Increase in provision for employee benefits	(2 410)
(Decrease)/Increase in other provisions	1 201
<b>Net cash flows used in operating activities</b>	<u>(20 727)</u>

**12 *SERVICES RECEIVED FREE OF CHARGE***

Department Of Corporate & Information Services	4 975
Internal audits and reviews	162

## NOTES TO FINANCIAL STATEMENTS for the year ended 30 June 2003

### 13 FINANCIAL INSTRUMENTS

A financial instrument is any contract resulting in a financial asset of one entity and a financial liability of another entity.

#### (a) *Interest Rate Risk*

NTPFES exposure to interest rate risk and the average interest rate for classes of financial assets and financial liabilities is set out below. The average interest rate is based on the outstanding balance at the start of the year.

	Weighted Average Interest rate%	Variable interest \$000	Fixed Interest Maturity			Non- Interest bearing \$000	Total \$000
			Under 1 year \$000	1 to 5 years \$000	Over 5 years \$000		
<b>2003 Financial Assets</b>							
Cash assets						5 224	5 224
Receivables						1 041	1 041
						6 265	6 265
<b>Financial Liabilities</b>							
Accounts payable						6 577	6 577
Lease liabilities	13.9		68	93			161
			68	93		6 577	6 738
<b>Net Financial Assets/ (Liabilities)</b>							
			(68)	(93)		(312)	(473)

#### (b) *Credit risk*

In dealings with organisations external to Government, NTPFES has adopted the policy of only dealing with credit worthy organisations and obtaining sufficient collateral or other security where appropriate, as a means of mitigating the risk of financial loss from defaults.

The carrying amount of financial assets recorded in the financial statements, net of any provisions for losses, represents NTPFES maximum exposure to credit risk without taking account of the value of any collateral or other security obtained.

#### (c) *Net fair value*

The carrying amount of financial assets and financial liabilities recorded in the financial statements represents their respective net fair values.



## NOTES TO FINANCIAL STATEMENTS for the year ended 30 June 2003

<b>14</b>	<b>COMMITMENTS</b>	<b>2003 \$000</b>	
(i)	<b>Non-cancellable operating lease expense commitments</b> Future operating lease commitments not provided for in the financial statements and payable: Within one year One year and no later than five years	354 170 <hr/> 524	
	NTPFES leases property under non-cancellable operating leases expiring from 1 to 5 years. Leases generally provide NTPFES with a right of renewal at which time all terms are negotiated.		
		<b>2003 \$000</b>	<b>2002 \$000</b>
(ii)	Finance lease payment commitments  Future finance lease commitments are payable: Within one year One year and no later than five years  Less Future lease finance charge  Lease liabilities provided for in the financial statements: <b>Current</b> <b>Non-current</b>  <b>Total lease liability</b> NTPFES leases plant and equipment under finance leases expiring from 1 to 3 years.	83 99  (21) <hr/> 161  68 93 <hr/> 161	83 182  (44) <hr/> 221  60 161 <hr/> 221
		<b>2003 \$000</b>	
(iii)	<b>Other non-cancellable contract commitments</b> Other future commitments not provided for in the financial statements and payable: Repair and Maintenance Within one year	150 <hr/> 150	

### **15**      **EVENTS SUBSEQUENT TO BALANCE DATE**

In February 2003 the Northern Territory Government appointed former Queensland Police Commissioner, Jim O'Sullivan, to carry out an independent assessment of the resource requirements of the NT Police Force. The Northern Territory Government has a pledged additional funding of \$75 million over the next 4 years to NTPFES to "Build our Police Force". As such, expenditure will increase in operational, personnel and capital accordingly.

In November 2002 at the Council of Australian Governments (COAG) agreement was reached on a national approach to restrict the availability of hand guns which met an agreed set of specifications. The Northern Territory's financial exposure is expected to be \$1.34 million dependant on the number of compliant and non-compliant prohibited hand guns that are surrendered. NTPFES are expecting full reimbursement over the next two financial years from the Commonwealth and Northern Territory Governments.

# **NOTES TO FINANCIAL STATEMENTS** **for the year ended 30 June 2003**

## **16 ACCOUNTABLE OFFICER'S TRUST ACCOUNT**

Nature of Trust Money	Opening Balance 01/07/02	Receipts	Payments	Closing Balance 30/06/03
Warrants of Apprehension	49	11	56	4
Drug Cash Seizures	109	260	184	185
Other	57	56	42	71
	215	327	282	260

## **17 WRITE OFFS, POSTPONEMENTS AND WAIVERS** | | Northern Territory<br>Police, Fire and<br>Emergency Services | | Northern Territory<br>Territory Items | | |--|--|--------------|---------------------------------------|--------------| | | 2003 \$000 | No of Trans. | 2003 \$000 | No of Trans. |

Write offs, waivers and postponements under the *Financial Management Act*

Represented by:

Amounts written off, waived and postponed by Delegates

Irrecoverable amounts payable to NTPFES written off

Losses or deficiencies of money written off

Public property written off

Waiver or postponement of right to receive or recover money or property

**Total**

12	4		
12	4	NIL	NIL

Amounts written off, waived and postponed by the Treasurer

Irrecoverable amounts payable to the

Territory or NTPFES written off

Losses or deficiencies of money written off

Public property written off

Waiver or postponement of right to receive or recover money or property

**Total**

NIL	NIL	NIL	NIL
-----	-----	-----	-----

**Write offs, postponements and waivers authorised under other legislation**

NIL	NIL	NIL	NIL
-----	-----	-----	-----

**NOTES TO FINANCIAL STATEMENTS**  
for the year ended 30 June 2003

2003 \$000

**18 SCHEDULE OF TERRITORY ITEMS**

**TERRITORY REVENUE AND EXPENSES**

***Revenue***

*Sale of goods and services*

Fees from regulatory services	916
Other revenue	70
<b>Total Revenue</b>	<b>986</b>

***Expenses***

Central Holding Authority revenue transferred	986
<b>Total Expenses</b>	<b>986</b>

<b>Revenue less Expenses</b>	<b>0</b>
------------------------------	----------

**TERRITORY ASSETS AND LIABILITIES**

***Assets***

Other receivables	29
<b>Total Assets</b>	<b>29</b>

***Liabilities***

Central Holding Authority revenue payable	29
<b>Total Liabilities</b>	<b>29</b>

<b>Net Assets</b>	<b>0</b>
-------------------	----------

## Financial Terms

Accountable Officer	The Chief Executive Officer of the Agency, or the person whom the Treasurer declares in writing to be the Accountable Officer for the purpose of the <i>Financial Management Act</i> .
Accountable Officer's Trust Account	An account opened by the Treasurer under Section 7 (1) of the <i>Financial Management Act</i> for the purpose of holding money in trust.
Accounts Payable	The value of goods and services which have been received, but for which payment has not yet been made and may be represented by: <ul style="list-style-type: none"> <li>■ invoices received but not yet paid</li> <li>■ purchase orders evidencing receipt of goods or services but not yet paid</li> <li>■ goods and services obtained through a Corporate Credit Card which appear as transactions but which are outstanding in the Corporate Credit Card reconciliation</li> </ul>
Accounts Receivable	Monies owing to either NTPFES or the Territory.
Accumulated Funds	An accumulation of operating surpluses and/or deficits.
Agency	A unit of government administration.
Annual Report	A report required under <i>the Public Sector Employment and Management Act</i> or other Northern Territory Legislation on the operations of an Agency.
Appropriation	Agency funding provided by government, net of agency revenue, to enable the agency to carry on its operations.
Asset Revaluation Reserve	Amounts set aside for increments and/or decrements in asset values resulting from revaluations. The balance of this reserve is not available for distribution until realised.
Budget	The Northern Territory Government's estimate of its revenue and expenses. Budget details are those provided in the Budget Papers or as formally revised during the year.
Central Holding Authority	The 'parent body' that represents the government's ownership interest in government controlled entities.
Employee	In relation to an Agency, an employee is a person employed by, or in the business of, the Agency, and includes the Accountable Officer.

Equity	The parent body ownership interest in the entity.
Loss	<ul style="list-style-type: none"> <li>(a) a loss of or deficiencies in money or property held by or for the Territory or an Agency</li> <li>(b) a loss arising out of the destruction, condemnation, obsolescence, abandonment, deterioration of or damage to property</li> <li>(c) irrecoverable overpayment and debts</li> <li>(d) on sale of property where the written down value of an asset sold exceeds the proceeds.</li> </ul>
Non-reciprocal Transfer	A transfer in which an Agency provides assets or services or extinguishes liabilities without directly receiving approximately equal value in exchange from the other party or parties to the transfer.
Repairs and Maintenance	Action undertaken to maintain or restore a fixed asset to a pre-determined condition for the purpose of sustaining a given level of service delivery.
Statement of Cashflows	The flow of cash into and/or out of an entity for a given period, resulting from transactions with parties external to the entity.
Statement of Financial Performance	A statement which discloses the revenues, expenses, gains and losses of an entity arising over a specific period of time.
Statement of Financial Position	A statement summarising, at a given date, the financial position of an entity and includes assets, liabilities and equity.
Trust	An arrangement for the holding and management of money or property by one party for the benefit of another party who has ownership of that money or property.





## Statistical information

### STATISTICS TABLE OF CONTENTS

Offences against the person Northern Territory .....	100
Offences against property Northern Territory .....	102
Active policing Northern Territory .....	104
Traffic Offences Northern Territory .....	106
Offences against the person Central Region .....	108
Offences against the property Central Region .....	110
Active policing Central Region .....	112
Traffic offences Central Region .....	114
Offences against the person Darwin Region .....	116
Offences against property Darwin Region .....	118
Active policing Darwin Region .....	120
Traffic offences Darwin Region .....	122
Offences against the person Southern Region .....	124
Offences against property Southern Region .....	126
Active policing Southern Region .....	128
Traffic offences Southern Region .....	130
Northern Territory offenders (a), financial year, age group and sex .....	132
Protective custody .....	133
Drug Infringement Notices .....	134
Driving offences .....	135
Infringement Notices issued .....	136
Road safety statistics .....	137

## OFFENCE RECORDED FOR 2001/02 AND 2002/03

OFFENCES AGAINST THE PERSON NORTHERN TERRITORY					
REGION	ASOC DIVISION	GROUPS	01/02	02/03	% CHANGE
NT	Homicide and related offences	Murder	33	23	-30.3%
		Attempted Murder	20	11	-45.0%
		Manslaughter	4	4	0.0%
	Acts intended to cause injury		9	8	-11.1%
		Aggravated Assault	3 966	3 871	-2.4%
		Non-Aggravated Assault	1 401	1 492	6.5%
	Sexual assault and related offences		2 565	2 379	-7.3%
		Aggravated Sexual Assault	349	298	-14.6%
		Non-Aggravated Sexual Assault	244	179	-26.6%
	Dangerous or negligent acts endangering persons		99	109	10.1%
		Non-Assaultive Sexual Offences Against a Child	6	10	66.7%
			86	57	-33.7%
	Abduction and related offences	Other Dangerous or Negligent Acts Endangering Persons	4	2	-50.0%
		Neglect of Person Under Care	0	1	N/A
		Other Dangerous or Negligent Acts Endangering Persons, nec	82	54	-34.1%
	Robbery, extortion and related offences		28	31	10.7%
		Abduction and Kidnapping	6	3	-50.0%
		Deprivation of Liberty/False Imprisonment	22	28	27.3%
		Robbery	84	96	14.3%
		Aggravated Robbery	11	25	127.3%
		Non-Aggravated Robbery	66	63	-4.5%
		Blackmail and Extortion	5	7	40.0%
			2	1	-50.0%
<b>Total</b>			<b>4 546</b>	<b>4 376</b>	<b>-3.7%</b>



# OFFENCES AGAINST THE PERSON NORTHERN TERRITORY

	OFFENCES CLEARED 2002/2003	TOTAL % CLEARED IN 2002/2003
Homicide and related offences		
Murder	22	96%
Attempted Murder	11	100%
Manslaughter	4	100%
	7	88%
Acts intended to cause injury	2 919	75%
	1 120	75%
Sexual assault and related offences	1 799	76%
	205	69%
	134	75%
	66	61%
	5	50%
	44	77%
Dangerous or negligent acts endangering persons	1	50%
	1	100%
	42	78%
	28	90%
	2	67%
	26	93%
	50	52%
	10	40%
	36	57%
	4	57%
	0	0%
<b>Total</b>	<b>3 268</b>	<b>75%</b>

## OFFENCE RECORDED FOR 2001/02 AND 2002/03

OFFENCES AGAINST PROPERTY NORTHERN TERRITORY					
REGION	ASOC DIVISION	GROUPS	01/02	02/03	% CHANGE
Property damage and environmental pollution	Unlawful entry with intent/burglary, break and enter	uewi-dwelling	6 618	4 891	-26.1%
		uewi-building	4 094	2 782	-32.0%
	Theft and related offences		2 524	2 109	-16.4%
			13 695	11 152	-18.6%
	Motor Vehicle Theft And Related Offences		69	40	-42.0%
		Illegal Use of a Motor Vehicle	1 062	858	-19.2%
	Theft of Motor Vehicle Parts or Contents	1 935	1 512	-21.9%	
	Theft (Except Motor Vehicles)	10 047	8 258	-17.8%	
	Theft from Retail Premises	415	374	-9.9%	
	Receiving or Handling Proceeds of Crime	161	107	-33.5%	
	Illegal Use of Property (Except Motor Vehicles)	6	3	-50.0%	
		11 734	9 596	-18.2%	
		<b>Total</b>	<b>32 047</b>	<b>25 639</b>	<b>-20.0%</b>
TOTAL CRIME REPORTED NT					
		<b>36 593</b>	<b>30 015</b>	<b>-18.0%</b>	

OFFENCES AGAINST PROPERTY NORTHERN TERRITORY		
	OFFENCES CLEARED 2002/2003	TOTAL % CLEARED IN 2002/2003
Unlawful entry with intent/burglary, break and enter		
uewi-dwelling	875	18%
uewi-building	429	15%
	446	21%
Theft and related offences	1 975	18%
Motor Vehicle Theft And Related Offences	5	13%
Illegal Use of a Motor Vehicle	238	28%
Theft of Motor Vehicle Parts or Contents	67	4%
Theft (Except Motor Vehicles)	1 325	16%
Theft from Retail Premises	241	64%
Receiving or Handling Proceeds of Crime	97	91%
Illegal Use of Property (Except Motor Vehicles)	2	67%
Property damage and environmental pollution	1 553	16%
<b>Total</b>	<b>4 403</b>	<b>17%</b>



## OFFENCE RECORDED FOR 2001/02 AND 2002/03

ACTIVE POLICING NORTHERN TERRITORY					
REGION	ASOC DIVISION	GROUPS	01/02	02/03	% CHANGE
NT	Deception and related offences Weapons and explosives offences Public order offences Offences against justice procedures, government security and government operations		33	23	-30.3%
			461	335	-27.3%
			770	824	7.0%
			3 520	3 138	-10.9%
			1 510	1 621	7.4%
		Breach of Justice Order	17	10	-41.2%
		Escape Custody Offences	48	53	10.4%
		Breach of Bail	236	288	22.0%
		Breach of Parole	6	22	266.7%
		Breach of Domestic Violence Order	493	591	19.9%
	Miscellaneous offences	Breach of Justice Order, nec	51	72	41.2%
		Subvert the Course of Justice	7	14	100.0%
		Resist or Hinder Police Officer or Justice Official	618	531	-14.1%
		Offences Against Justice Procedures, nec	24	21	-12.5%
		Resist or Hinder Government Official (Excluding Police Officer, Justice Official or Government Security Officer)			
		Offences Against Government Operations, nec	8	11	37.5%
			2	8	300.0%
			536	444	-17.2%
		Harassment and Private Nuisance	136	100	-26.5%
		Offences Against Privacy	9	2	-77.8%
	Threatening Behaviour	243	191	-21.4%	
		Sanitation Offences	1	0	-100.0%
		Disease Prevention Offences	1	0	-100.0%
		Occupational Health and Safety Offences	3	5	66.7%
		Transport Offences	2	8	300.0%
		Dangerous Substances Offences	5	8	60.0%
		Licit Drug Offences	2	3	50.0%
		Public Health and Safety Offences, nec	34	35	2.9%
		Commercial/Industry/Financial Regulation	3	7	133.3%
		Environmental Regulation Offences	93	73	-21.5%
		Immigration Regulation Offences	1	1	0.0%
		Import/Export Regulations	1	1	0.0%
		Miscellaneous Offences, nec	2	10	400.0%
Total			6 797	6 362	-6.4%

ACTIVE POLICING NORTHERN TERRITORY

	OFFENCES CLEARED 2002/2003	TOTAL % CLEARED IN 2002/2003
Deception and related offences	203	61%
Weapons and explosives offences	748	91%
Public order offences	2 662	85%
Offences against justice procedures, government security and government operations	1 429	88%
	8	80%
Breach of Justice Order	47	89%
Escape Custody Offences	234	81%
Breach of Bail	20	91%
Breach of Parole	500	85%
Breach of Domestic Violence Order	64	89%
Breach of Justice Order, nec	10	71%
Subvert the Course of Justice	510	96%
Resist or Hinder Police Officer or Justice Official	21	100%
Offences Against Justice Procedures, nec		
Resist or Hinder Government Official (Excluding Police Officer, Justice Official or Government Security Officer)	9	82%
Offences Against Government Operations, nec	6	75%
	308	69%
	68	68%
Miscellaneous offences	2	100%
Harassment and Private Nuisance	130	68%
Offences Against Privacy	5	100%
Threatening Behaviour	4	50%
Occupational Health and Safety Offences	4	50%
Transport Offences	4	50%
Dangerous Substances Offences	2	67%
Licit Drug Offences	30	86%
Public Health and Safety Offences, nec	5	71%
Commercial/Industry/Financial Regulation	50	68%
Environmental Regulation Offences	1	100%
Immigration Regulation Offences	0	0%
Import/Export Regulations	7	70%
Miscellaneous Offences, nec		
<b>Total</b>	<b>5 350</b>	<b>84%</b>

## OFFENCE RECORDED FOR 2001/02 AND 2002/03

TRAFFIC OFFENCES NORTHERN TERRITORY					
REGION	ASOC DIVISION	GROUPS	01/02	02/03	% CHANGE
NT	Dangerous or negligent acts endangering persons	Driving Under the Influence of Alcohol or Drugs	2 231	1 921	-13.9%
		Dangerous or Negligent Driving	498	470	-5.6%
			1 733	1 451	-16.3%
	Road traffic and motor vehicle regulatory offences		10 679	7 687	-28.0%
		Driving While Licence Cancelled or Suspended	364	487	33.8%
		Driving Without a Licence	1 402	1 392	-0.7%
		Driving Licence Offences, nec	125	91	-27.2%
		Registration Offences	3 745	2 099	-44.0%
		Roadworthiness Offences	240	230	-4.2%
		Exceeding the Prescribed Content of Alcohol Limit	1 223	1 355	10.8%
		Exceeding Legal Speed Limit	1 479	582	-60.6%
		Parking Offences	10	13	30.0%
		Regulatory Driving Offences, nec	2 037	1 398	-31.4%
		Pedestrian Offences	54	40	-25.9%
		Total		12 910	9 608

TRAFFIC OFFENCES NORTHERN TERRITORY		
	OFFENCES CLEARED 2002/2003	TOTAL % CLEARED IN 2002/2003
Dangerous or negligent acts endangering persons		
Driving Under the Influence of Alcohol or Drugs	1 743	91%
	465	99%
Dangerous or Negligent Driving	1 278	88%
	7 300	95%
Road traffic and motor vehicle regulatory offences		
Driving While Licence Cancelled or Suspended	478	98%
Driving Without a Licence	1 351	97%
Driving Licence Offences, nec	88	97%
Registration Offences	2 045	97%
Roadworthiness Offences	220	96%
Exceeding the Prescribed Content of Alcohol Limit	1 339	99%
Exceeding Legal Speed Limit	560	96%
Parking Offences	12	92%
Regulatory Driving Offences, nec	1 170	84%
Pedestrian Offences	37	93%
<b>Total</b>	<b>9 043</b>	<b>94%</b>

## OFFENCE RECORDED FOR 2001/02 AND 2002/03

OFFENCES AGAINST THE PERSON CENTRAL REGION					
ASOC DIVISION	GROUPS	01/02	02/03	% CHANGE	
REGION CENTRAL	Homicide and related offences	4	8	100.0%	
	Murder	2	2	0.0%	
	Attempted Murder	0	1	N/A	
	Manslaughter	2	5	150.0%	
	Acts intended to cause injury	741	861	16.2%	
	Aggravated Assault	357	435	21.8%	
	Non-Aggravated Assault	384	426	10.9%	
	Sexual assault and related offences	49	38	-22.4%	
	Aggravated Sexual Assault	36	21	-41.7%	
	Non-Aggravated Sexual Assault	13	17	30.8%	
	Dangerous or negligent acts endangering persons	20	11	-45.0%	
	Other Dangerous or Negligent Acts Endangering Persons	2	0	-100.0%	
	Other Dangerous or Negligent Acts Endangering Persons, nec	18	11	-38.9%	
	Abduction and related offences	6	5	-16.7%	
	Abduction and Kidnapping	0	1	N/A	
	Deprivation of Liberty/False Imprisonment	6	4	-33.3%	
	Robbery, extortion and related offences	8	8	0.0%	
	Robbery	1	1	0.0%	
	Aggravated Robbery	7	5	-28.6%	
Non-Aggravated Robbery	0	2	N/A		
Total		828	931	12.4%	



OFFENCES AGAINST THE PERSON CENTRAL REGION			
		OFFENCES CLEARED 2002/2003	TOTAL % CLEARED IN 2002/2003
Homicide and related offences	Murder	8	100%
	Attempted Murder	2	100%
	Manslaughter	1	100%
Acts intended to cause injury		5	100%
		729	85%
	Aggravated Assault	366	84%
Sexual assault and related offences	Non-Aggravated Assault	363	85%
		28	74%
	Aggravated Sexual Assault	17	81%
Dangerous or negligent acts endangering persons	Non-Aggravated Sexual Assault	11	65%
		9	82%
	Other Dangerous or Negligent Acts Endangering Persons, nec	9	82%
Abduction and related offences		5	100%
	Abduction and Kidnapping	1	100%
	Deprivation of Liberty/False Imprisonment	4	100%
Robbery, extortion and related offences		3	38%
	Robbery	1	100%
	Aggravated Robbery	1	20%
	Non-Aggravated Robbery	1	50%
<b>Total</b>		<b>782</b>	<b>84%</b>

## OFFENCE RECORDED FOR 2001/02 AND 2002/03

OFFENCES AGAINST PROPERTY CENTRAL REGION					
REGION	ASOC DIVISION	GROUPS	01/02	02/03	% CHANGE
	Unlawful entry with intent/burglary, break and enter	uewi-dwelling	842	727	-13.7%
		uewi-building	319	266	-16.6%
	Theft and related offences		523	461	-11.9%
			1 305	1 288	-1.3%
	Property damage and environmental pollution	Motor Vehicle Theft And Related Offences	4	7	75.0%
		Illegal Use of a Motor Vehicle	90	107	18.9%
		Theft of Motor Vehicle Parts or Contents	55	63	14.5%
		Theft (Except Motor Vehicles)	1 084	1 056	-2.6%
		Theft from Retail Premises	38	30	-21.1%
		Receiving or Handling Proceeds of Crime	29	24	-17.2%
		Illegal Use of Property (Except Motor Vehicles)	5	1	-80.0%
	Total		3 254	3 193	-1.9%
TOTAL CRIME REPORTED CENTRAL REGION		4 082	4 124	1.0%	

OFFENCES AGAINST PROPERTY CENTRAL REGION		
	OFFENCES CLEARED 2002/2003	TOTAL % CLEARED IN 2002/2003
Unlawful entry with intent/burglary, break and enter	252	35%
	88	33%
	164	36%
Theft and related offences	438	34%
	2	29%
	70	65%
	7	11%
	310	29%
	25	83%
	23	96%
	1	100%
Property damage and environmental pollution	467	40%
<b>Total</b>	<b>1 157</b>	<b>36%</b>

## OFFENCE RECORDED FOR 2001/02 AND 2002/03

ACTIVE POLICING CENTRAL REGION					
REGION	ASOC DIVISION	GROUPS	01/02	02/03	% CHANGE
	Deception and related offences Weapons and explosives offences Public order offences Offences against justice procedures, government security and government operations		44	42	-4.5%
			248	255	2.8%
			961	900	-6.3%
			268	336	25.4%
			8	3	-62.5%
			15	16	6.7%
			48	71	47.9%
			0	5	N/A
			83	108	30.1%
			5	11	120.0%
			1	4	300.0%
			102	108	5.9%
	Miscellaneous offences		4	4	0.0%
			2	4	100.0%
			0	2	N/A
			95	78	-17.9%
			17	11	-35.3%
			2	0	-100.0%
			38	26	-31.6%
			0	3	N/A
			1	3	200.0%
			0	3	N/A
			2	3	50.0%
			8	6	-25.0%
			2	3	50.0%
			25	17	-32.0%
	0	1	N/A		
	0	2	N/A		
Total			1 616	1 611	-0.3%

ACTIVE POLICING CENTRAL REGION

Total	1 439	89%
-------	-------	-----

## OFFENCE RECORDED FOR 2001/02 AND 2002/03

TRAFFIC OFFENCES CENTRAL					
REGION	ASOC DIVISION	GROUPS	01/02	02/03	% CHANGE
	Dangerous or negligent acts endangering persons				
		Driving Under the Influence of Alcohol or Drugs	309	304	-1.6%
		Dangerous or Negligent Driving	134	135	0.7%
			175	169	-3.4%
	Road traffic and motor vehicle regulatory offences		1 947	1 838	-5.6%
		Driving While Licence Cancelled or Suspended	148	170	14.9%
		Driving Without a Licence	407	378	-7.1%
		Driving Licence Offences, nec	35	25	-28.6%
		Registration Offences	581	449	-22.7%
		Roadworthiness Offences	71	75	5.6%
		Exceeding the Prescribed Content of Alcohol Limit	347	341	-1.7%
		Exceeding Legal Speed Limit	95	131	37.9%
		Parking Offences	0	1	N/A
		Regulatory Driving Offences, nec	259	261	0.8%
		Pedestrian Offences	4	7	75.0%
Total			2 256	2 142	-5.1%



TRAFFIC OFFENCES CENTRAL REGION		
	OFFENCES CLEARED 2002/2003	TOTAL % CLEARED IN 2002/2003
Dangerous or negligent acts endangering persons		
Driving Under the Influence of Alcohol or Drugs	292	96%
Dangerous or Negligent Driving	134	99%
	158	93%
Road traffic and motor vehicle regulatory offences	1 770	96%
Driving While Licence Cancelled or Suspended	167	98%
Driving Without a Licence	365	97%
Driving Licence Offences, nec	25	100%
Registration Offences	430	96%
Roadworthiness Offences	72	96%
Exceeding the Prescribed Content of Alcohol Limit	336	99%
Exceeding Legal Speed Limit	128	98%
Parking Offences	1	100%
Regulatory Driving Offences, nec	239	92%
Pedestrian Offences	7	100%
<b>Total</b>	<b>2 062</b>	<b>96%</b>

## OFFENCE RECORDED FOR 2001/02 AND 2002/03

OFFENCES AGAINST THE PERSON DARWIN REGION					
REGION	ASOC DIVISION	GROUPS	01/02	02/03	% CHANGE
DARWIN	Homicide and related offences	Murder	11	5	-54.5%
			8	3	-62.5%
		Manslaughter	3	2	-33.3%
	Acts intended to cause injury		1 522	1 540	1.2%
		Aggravated Assault	458	552	20.5%
	Sexual assault and related offences	Non-Aggravated Assault	1 064	988	-7.1%
			218	165	-24.3%
		Aggravated Sexual Assault	154	112	-27.3%
		Non-Aggravated Sexual Assault	60	47	-21.7%
		Non-Assaultive Sexual Offences Against a Child	4	6	50.0%
	Dangerous or negligent acts endangering persons		42	27	-35.7%
		Other Dangerous or Negligent Acts Endangering Persons	1	2	100.0%
		Neglect of Person Under Care	0	1	N/A
	Abduction and related offences	Other Dangerous or Negligent Acts Endangering Persons, nec	41	24	-41.5%
			14	14	0.0%
	Robbery, extortion and related offences	Abduction and Kidnapping	4	1	-75.0%
		Deprivation of Liberty/False Imprisonment	10	13	30.0%
			56	66	17.9%
		Robbery	8	17	112.5%
		Aggravated Robbery	42	44	4.8%
		Non-Aggravated Robbery	4	5	25.0%
		Blackmail and Extortion	2	0	-100.0%
<b>Total</b>			<b>1 863</b>	<b>1 817</b>	<b>-2.5%</b>

OFFENCES AGAINST THE PERSON DARWIN REGION			
	OFFENCES CLEARED 2002/2003	TOTAL % CLEARED IN 2002/2003	
Homicide and related offences			
	4	80%	Murder
	3	100%	Manslaughter
Acts intended to cause injury	1	50%	
	975	63%	Aggravated Assault
	342	62%	Non-Aggravated Assault
Sexual assault and related offences	633	64%	
	117	71%	Aggravated Sexual Assault
	86	77%	Non-Aggravated Sexual Assault
	28	60%	Non-Assaultive Sexual Offences Against a Child
Dangerous or negligent acts endangering persons	3	50%	
	18	67%	Other Dangerous or Negligent Acts Endangering Persons
	1	50%	Neglect of Person Under Care
	1	100%	Other Dangerous or Negligent Acts Endangering Persons, nec
Abduction and related offences	16	67%	
	12	86%	Abduction and Kidnapping
	1	100%	Deprivation of Liberty/False Imprisonment
Robbery, extortion and related offences	11	85%	
	35	53%	Robbery
	6	35%	Aggravated Robbery
	26	59%	Non-Aggravated Robbery
	3	60%	
	<b>1 161</b>	<b>64%</b>	<b>Total</b>

## OFFENCE RECORDED FOR 2001/02 AND 2002/03

OFFENCES AGAINST PROPERTY DARWIN REGION					
REGION	ASOC DIVISION	GROUPS	01/02	02/03	% CHANGE
	Unlawful entry with intent/burglary, break and enter	uewi-dwelling	4 610	3 405	-26.1%
		uewi-building	3 158	2 119	-32.9%
			1 452	1 286	-11.4%
	Theft and related offences		9 790	7 758	-20.8%
		Motor Vehicle Theft And Related Offences	41	20	-51.2%
		Illegal Use of a Motor Vehicle	735	529	-28.0%
		Theft of Motor Vehicle Parts or Contents	1 698	1 311	-22.8%
		Theft (Except Motor Vehicles)	6 958	5 565	-20.0%
		Theft from Retail Premises	267	277	3.7%
		Receiving or Handling Proceeds of Crime	90	54	-40.0%
		Illegal Use of Property (Except Motor Vehicles)	1	2	100.0%
	Property damage and environmental pollution		8 182	6 541	-20.1%
		Total	22 582	17 704	-21.6%

## TOTAL CRIME REPORTED DARWIN REGION

24 445      19 521      -20.1%

OFFENCES AGAINST PROPERTY DARWIN REGION		
	OFFENCES CLEARED 2002/2003	TOTAL % CLEARED IN 2002/2003
Unlawful entry with intent/burglary, break and enter	408	12%
	247	12%
	161	13%
Theft and related offences	1 037	13%
	3	15%
	102	19%
	44	3%
	676	12%
	162	58%
	49	91%
	1	50%
Property damage and environmental pollution	618	9%
<b>Total</b>	<b>2 063</b>	<b>12%</b>

## OFFENCE RECORDED FOR 2001/02 AND 2002/03

ACTIVE POLICING DARWIN REGION					
REGION	ASOC DIVISION	GROUPS	01/02	02/03	% CHANGE
	Deception and related offences		330	228	-30.9%
	Weapons and explosives offences		247	270	9.3%
	Public order offences		1 089	879	-19.3%
	Offences against justice procedures, government security and government operations		532	563	5.8%
		Breach of Justice Order	7	3	-57.1%
		Escape Custody Offences	6	14	133.3%
		Breach of Bail	89	81	-9.0%
		Breach of Parole	2	8	300.0%
		Breach of Domestic Violence Order	203	247	21.7%
		Breach of Justice Order, nec	19	26	36.8%
		Subvert the Course of Justice	4	8	100.0%
		Resist or Hinder Police Officer or Justice Official	192	158	-17.7%
		Offences Against Justice Procedures, nec	5	9	80.0%
		Resist or Hinder Government Official (Excluding Police Officer, Justice Official or Government Security Officer)	4	4	0.0%
		Offences Against Government Operations, nec	1	5	400.0%
			219	210	-4.1%
	Miscellaneous offences		61	46	-24.6%
		Harassment and Private Nuisance	3	2	-33.3%
		Offences Against Privacy	121	114	-5.8%
		Threatening Behaviour	1	2	100.0%
		Occupational Health and Safety Offences	0	5	N/A
		Transport Offences	2	1	-50.0%
		Dangerous Substances Offences	16	23	43.8%
		Public Health and Safety Offences, nec	0	2	N/A
		Commercial/Industry/Financial Regulation	12	10	-16.7%
		Environmental Regulation Offences	1	0	-100.0%
		Immigration Regulation Offences	2	5	150.0%
		Miscellaneous Offences, nec			
		Total	2 417	2 150	-11.0%



# ACTIVE POLICING DARWIN REGION

	OFFENCES CLEARED 2002/2003	TOTAL % CLEARED IN 2002/2003
Deception and related offences	128	56%
Weapons and explosives offences	238	88%
Public order offences	629	72%
Offences against justice procedures, government security and government operations	461	82%
	3	100%
Breach of Justice Order	12	86%
Escape Custody Offences	60	74%
Breach of Bail	8	100%
Breach of Parole	189	77%
Breach of Domestic Violence Order	21	81%
Breach of Justice Order, nec	5	63%
Subvert the Course of Justice	148	94%
Resist or Hinder Police Officer or Justice Official	9	100%
Offences Against Justice Procedures, nec		
Resist or Hinder Government Official (Excluding Police Officer, Justice Official or Government Security Officer)	3	75%
Offences Against Government Operations, nec	3	60%
	140	67%
Harassment and Private Nuisance	31	67%
Offences Against Privacy	2	100%
Threatening Behaviour	69	61%
Occupational Health and Safety Offences	2	100%
Transport Offences	3	60%
Dangerous Substances Offences	0	0%
Public Health and Safety Offences, nec	21	91%
Commercial/Industry/Financial Regulation	1	50%
Environmental Regulation Offences	7	70%
Miscellaneous Offences, nec	4	80%
<b>Total</b>	<b>1 596</b>	<b>74%</b>

## OFFENCE RECORDED FOR 2001/02 AND 2002/03

TRAFFIC OFFENCES DARWIN REGION					
REGION	ASOC DIVISION	GROUPS	01/02	02/03	% CHANGE
	Dangerous or negligent acts endangering persons				
		Driving Under the Influence of Alcohol or Drugs	1 239	991	-20.0%
		Dangerous or Negligent Driving	245	199	-18.8%
			994	792	-20.3%
	Road traffic and motor vehicle regulatory offences		6 378	2 977	-53.3%
		Driving While Licence Cancelled or Suspended	71	68	-4.2%
		Driving Without a Licence	506	408	-19.4%
		Driving Licence Offences, nec	72	34	-52.8%
		Registration Offences	2 418	835	-65.5%
		Roadworthiness Offences	93	64	-31.2%
		Exceeding the Prescribed Content of Alcohol Limit	625	531	-15.0%
		Exceeding Legal Speed Limit	1 284	352	-72.6%
		Parking Offences	9	3	-66.7%
		Regulatory Driving Offences, nec	1 276	662	-48.1%
		Pedestrian Offences	24	20	-16.7%
<b>Total</b>			<b>7 617</b>	<b>3 968</b>	<b>-47.9%</b>

TRAFFIC OFFENCES DARWIN REGION		
	OFFENCES CLEARED 2002/2003	TOTAL % CLEARED IN 2002/2003
Dangerous or negligent acts endangering persons		
Driving Under the Influence of Alcohol or Drugs	897	91%
Dangerous or Negligent Driving	196	98%
	701	89%
Road traffic and motor vehicle regulatory offences	2 774	93%
Driving While Licence Cancelled or Suspended	66	97%
Driving Without a Licence	391	96%
Driving Licence Offences, nec	33	97%
Registration Offences	814	97%
Roadworthiness Offences	60	94%
Exceeding the Prescribed Content of Alcohol Limit	525	99%
Exceeding Legal Speed Limit	338	96%
Parking Offences	3	100%
Regulatory Driving Offences, nec	526	79%
Pedestrian Offences	18	90%
<b>Total</b>	<b>3 671</b>	<b>93%</b>

## OFFENCE RECORDED FOR 2001/02 AND 2002/03

OFFENCES AGAINST THE PERSON SOUTHERN REGION					
REGION	ASOC DIVISION	GROUPS	01/02	02/03	% CHANGE
SOUTHERN	Homicide and related offences	Murder	18	10	-44.4%
		Attempted Murder	10	6	-40.0%
		Manslaughter	4	3	-25.0%
	Acts intended to cause injury		4	1	-75.0%
			1 703	1 470	-13.7%
		Aggravated Assault	586	505	-13.8%
	Sexual assault and related offences	Non-Aggravated Assault	1 117	965	-13.6%
			82	95	15.9%
		Aggravated Sexual Assault	54	46	-14.8%
	Dangerous or negligent acts endangering persons	Non-Aggravated Sexual Assault	26	45	73.1%
		Non-Assaultive Sexual Offences Against a Child	2	4	100.0%
			24	19	-20.8%
	Abduction and related offences	Other Dangerous or Negligent Acts Endangering Persons	1	0	-100.0%
		Other Dangerous or Negligent Acts Endangering Persons, nec	23	19	-17.4%
			8	12	50.0%
	Robbery, extortion and related offences	Abduction and Kidnapping	2	1	-50.0%
		Deprivation of Liberty/False Imprisonment	6	11	83.3%
			20	22	10.0%
		Robbery	2	7	250.0%
		Aggravated Robbery	17	14	-17.6%
		Non-Aggravated Robbery	1	0	-100.0%
		Blackmail and Extortion	0	1	N/A
Total			1 855	1 628	-12.2%

OFFENCES AGAINST THE PERSON SOUTHERN REGION		
	OFFENCES CLEARED 2002/2003	TOTAL % CLEARED IN 2002/2003
Homicide and related offences		
	10	100%
Murder	6	100%
Attempted Murder	3	100%
Manslaughter	1	100%
Acts intended to cause injury	1 215	83%
	412	82%
Aggravated Assault	803	83%
Non-Aggravated Assault	60	63%
	31	67%
Sexual assault and related offences	27	60%
	2	50%
	17	89%
Dangerous or negligent acts endangering persons	17	89%
	11	92%
Abduction and related offences	0	0%
	11	100%
	12	55%
Robbery, extortion and related offences	3	43%
	9	64%
	0	0%
<b>Total</b>	<b>1 325</b>	<b>81%</b>

## OFFENCE RECORDED FOR 2001/02 AND 2002/03

OFFENCES AGAINST PROPERTY SOUTHERN REGION					
REGION	ASOC DIVISION	GROUPS	01/02	02/03	% CHANGE
	Unlawful entry with intent/burglary, break and enter	uewi-dwelling	1 166	759	-34.9%
		uewi-building	617	397	-35.7%
	Theft and related offences		549	362	-34.1%
			2 600	2 106	-19.0%
		Motor Vehicle Theft And Related Offences	24	13	-45.8%
		Illegal Use of a Motor Vehicle	237	222	-6.3%
		Theft of Motor Vehicle Parts or Contents	182	138	-24.2%
		Theft (Except Motor Vehicles)	2 005	1 637	-18.4%
		Theft from Retail Premises	110	67	-39.1%
		Receiving or Handling Proceeds of Crime	42	29	-31.0%
	Property damage and environmental pollution		2 445	1 877	-23.2%
Total			6 211	4 742	-23.7%

## TOTAL CRIME REPORTED SOUTHERN REGION

8 066      6 370      -21.0%



OFFENCES AGAINST PROPERTY SOUTHERN REGION		
	OFFENCES CLEARED 2002/2003	TOTAL % CLEARED IN 2002/2003
Unlawful entry with intent/burglary, break and enter	215	28%
	94	24%
	121	33%
Theft and related offences	500	24%
	0	0%
	66	30%
	16	12%
	339	21%
	54	81%
	25	86%
Property damage and environmental pollution	468	25%
<b>Total</b>	<b>1 183</b>	<b>25%</b>

## OFFENCE RECORDED FOR 2001/02 AND 2002/03

ACTIVE POLICING SOUTHERN REGION					
REGION	ASOC DIVISION	GROUPS	01/02	02/03	% CHANGE
	Deception and related offences		87	65	-25.3%
	Weapons and explosives offences		275	299	8.7%
	Public order offences		1 470	1 359	-7.6%
	Offences against justice procedures, government security and government operations		710	722	1.7%
		Breach of Justice Order	2	4	100.0%
		Escape Custody Offences	27	23	-14.8%
		Breach of Bail	99	136	37.4%
		Breach of Parole	4	9	125.0%
		Breach of Domestic Violence Order	207	236	14.0%
		Breach of Justice Order, nec	27	35	29.6%
		Subvert the Course of Justice	2	2	0.0%
		Resist or Hinder Police Officer or Justice Official	324	265	-18.2%
		Offences Against Justice Procedures, nec	15	8	-46.7%
		Resist or Hinder Government Official (Excluding Police Officer, Justice Official or Government Security Officer)	2	3	50.0%
		Offences Against Government Operations, nec	1	1	0.0%
	Miscellaneous offences		222	156	-29.7%
		Harassment and Private Nuisance	58	43	-25.9%
		Offences Against Privacy	4	0	-100.0%
		Threatening Behaviour	84	51	-39.3%
		Sanitation Offences	1	0	-100.0%
		Disease Prevention Offences	1	0	-100.0%
		Occupational Health and Safety Offences	2	0	-100.0%
		Transport Offences	1	0	-100.0%
		Dangerous Substances Offences	3	4	33.3%
		Public Health and Safety Offences, nec	10	6	-40.0%
		Commercial/Industry/Financial Regulation	1	2	100.0%
		Environmental Regulation Offences	56	46	-17.9%
		Import/Export Regulations	1	1	0.0%
		Miscellaneous Offences, nec	0	3	N/A
		Total	2 764	2 601	-5.9%

ACTIVE POLICING SOUTHERN REGION		
	OFFENCES CLEARED 2002/2003	TOTAL % CLEARED IN 2002/2003
Deception and related offences	46	71%
Weapons and explosives offences	273	91%
Public order offences	1 229	90%
Offences against justice procedures, government security and government operations	660	91%
	2	50%
Breach of Justice Order	21	91%
Escape Custody Offences	112	82%
Breach of Bail	7	78%
Breach of Parole	216	92%
Breach of Domestic Violence Order	33	94%
Breach of Justice Order, nec	1	50%
Subvert the Course of Justice	256	97%
Resist or Hinder Police Officer or Justice Official	8	100%
Offences Against Justice Procedures, nec		
Resist or Hinder Government Official (Excluding Police Officer, Justice Official or Government Security Officer)	3	100%
Offences Against Government Operations, nec	1	100%
	107	69%
Miscellaneous offences		
Harassment and Private Nuisance	27	63%
Threatening Behaviour	40	78%
Dangerous Substances Offences	1	25%
Public Health and Safety Offences, nec	6	100%
Commercial/Industry/Financial Regulation	2	100%
Environmental Regulation Offences	29	63%
Import/Export Regulations	0	0%
Miscellaneous Offences, nec	2	67%
<b>Total</b>	<b>2 315</b>	<b>89%</b>

## OFFENCE RECORDED FOR 2001/02 AND 2002/03

TRAFFIC OFFENCES SOUTHERN REGION					
REGION	ASOC DIVISION	GROUPS	01/02	02/03	% CHANGE
	Dangerous or negligent acts endangering persons	Driving Under the Influence of Alcohol or Drugs	683	626	-8.3%
		Dangerous or Negligent Driving	119	136	14.3%
			564	490	-13.1%
	Road traffic and motor vehicle regulatory offences		2 354	2 872	22.0%
		Driving While Licence Cancelled or Suspended	145	249	71.7%
		Driving Without a Licence	489	606	23.9%
		Driving Licence Offences, nec	18	32	77.8%
		Registration Offences	746	815	9.2%
		Roadworthiness Offences	76	91	19.7%
		Exceeding the Prescribed Content of Alcohol Limit	251	483	92.4%
		Exceeding Legal Speed Limit	100	99	-1.0%
		Parking Offences	1	9	800.0%
		Regulatory Driving Offences, nec	502	475	-5.4%
		Pedestrian Offences	26	13	-50.0%
<b>Total</b>			<b>3 037</b>	<b>3 498</b>	<b>15.2%</b>

TRAFFIC OFFENCES SOUTHERN REGION		
	OFFENCES CLEARED 2002/2003	TOTAL % CLEARED IN 2002/2003
Dangerous or negligent acts endangering persons		
Driving Under the Influence of Alcohol or Drugs	554	88%
Dangerous or Negligent Driving	135	99%
	419	86%
Road traffic and motor vehicle regulatory offences	2 756	96%
Driving While Licence Cancelled or Suspended	245	98%
Driving Without a Licence	595	98%
Driving Licence Offences, nec	30	94%
Registration Offences	801	98%
Roadworthiness Offences	88	97%
Exceeding the Prescribed Content of Alcohol Limit	478	99%
Exceeding Legal Speed Limit	94	95%
Parking Offences	8	89%
Regulatory Driving Offences, nec	405	85%
Pedestrian Offences	12	92%
<b>Total</b>	<b>3 310</b>	<b>95%</b>

## NORTHERN TERRITORY OFFENDERS(a), FINANCIAL YEAR, AGE GROUP AND SEX

FYR	AGE GROUP	NUMBER			PROPORTION		
		Male	Female	Not Stated	Male	Female	Not Stated
2001/2002	Unknown	15	5	4	0.2	0.4	40.0
	10-13	44	11	0	0.5	0.8	N/A
	14	85	4	0	1.0	0.3	N/A
	15-16	333	36	0	4.0	2.6	N/A
	17	213	22	0	2.6	1.6	N/A
	18	385	41	0	4.7	2.9	N/A
	19	342	55	0	4.1	4.0	N/A
	20-24	1 663	270	1	20.2	19.4	10.0
	25-29	1 495	262	3	18.1	18.8	30.0
	30-34	1 287	242	1	15.6	17.4	10.0
	35-44	1 565	299	1	19.0	21.5	10.0
	45-54	600	114	0	7.3	8.2	N/A
	55-64	187	28	0	2.3	2.0	N/A
	>=65	27	1	0	0.3	0.1	N/A
	<b>Total</b>	<b>8 241</b>	<b>1 390</b>	<b>10</b>	<b>100.0</b>	<b>100.0</b>	<b>100.0</b>
2002/2003	Unknown	3	1	4	0.0	0.1	36.4
	10-13	77	13	0	1.0	1.0	N/A
	14	125	12	0	1.6	0.9	N/A
	15-16	316	17	1	3.9	1.3	9.1
	17	254	19	0	3.2	1.4	N/A
	18	371	53	0	4.6	4.0	N/A
	19	390	61	1	4.9	4.6	9.1
	20-24	1 606	276	1	20.1	20.8	9.1
	25-29	1 412	248	0	17.6	18.7	N/A
	30-34	1 220	239	3	15.2	18.0	27.3
	35-44	1 497	297	1	18.7	22.4	9.1
	45-54	553	71	0	6.9	5.4	N/A
	55-64	146	12	0	1.8	0.9	N/A
	>=65	31	6	0	0.4	0.5	N/A
	<b>Total</b>	<b>8 001</b>	<b>1 325</b>	<b>11</b>	<b>100.0</b>	<b>100.0</b>	<b>100.0</b>

(a) excludes offenders proceeded against by way of non court action including traffic infringement notices



PROTECTIVE CUSTODY

REGION	FINANCIAL YEAR	INDIGENOUS			NON INDIGENOUS			UNKNOWN		FEMALE	MALE	TOTAL
		FEMALE	MALE	TOTAL	FEMALE	MALE	TOTAL	MALE	TOTAL			
CENTRAL	97/98	853	2 171	3 024	5	82	87	0	0	858	2 253	3 111
	98/99	1 267	2 983	4 250	7	97	104	0	0	1 274	3 080	4 354
	99/00	630	1 529	2 159	8	85	93	0	0	638	1 614	2 252
	00/01	877	2 059	2 936	1	70	71	1	1	878	2 130	3 008
	01/02	729	1 858	2 587	5	61	66	1	1	734	1 920	2 654
	02/03	1 355	2 945	4 300	9	86	95	0	0	1 364	3 031	4 395
DARWIN	97/98	895	2 369	3 264	46	648	694	0	0	941	3 017	3 958
	98/99	1 252	3 434	4 686	35	631	666	0	0	1 287	4 065	5 352
	99/00	1 208	3 916	5 124	43	482	525	3	3	1 251	4 401	5 652
	00/01	1 406	4 058	5 464	30	429	459	3	3	1 436	4 490	5 926
	01/02	1 361	3 494	4 855	52	365	417	0	0	1 413	3 859	5 272
	02/03	1 870	4 487	6 357	65	492	557	0	0	1 935	4 979	6 914
SOUTHERN	97/98	1 992	5 211	7 203	24	385	409	0	0	2 016	5 596	7 612
	98/99	1 506	4 472	5 978	26	248	274	1	1	1 532	4 721	6 253
	99/00	823	2 513	3 336	9	144	153	2	2	832	2 659	3 491
	00/01	1 472	3 206	4 678	8	158	166	1	1	1 480	3 365	4 845
	01/02	2 239	5 371	7 610	9	193	202	1	1	2 248	5 565	7 813
	02/03	1 341	3 543	4 884	22	235	257	0	0	1 363	3 778	5 141
TOTAL	97/98	3 740	9 751	13 491	75	1 115	1 190	0	0	3 815	10 866	14 681
	98/99	4 025	10 889	14 914	68	976	1 044	1	1	4 093	11 866	15 959
	99/00	2 661	7 958	10 619	60	711	771	5	5	2 721	8 674	11 395
	00/01	3 755	9 323	13 078	39	657	696	5	5	3 794	9 985	13 779
	01/02	4 329	10 723	15 052	66	619	685	2	2	4 395	11 344	15 739
	02/03	4 566	10 975	15 541	96	813	909	0	0	4 662	11 788	16 450

Source: IJS data extracted as at 29/08/2003

## DRUG INFRINGEMENT NOTICES

REGION	DRUG INFRINGEMENT NOTICE	1997/1998	1998/1999	1999/2000	2000/2001	2001/2002	2002/2003
CENTRAL	Cultivate for personal use - not more than two plants	2	5	1	6	1	1
	Possess Cannabis for personal use less than 50 grams	48	63	68	52	67	76
DARWIN	Cultivate for personal use - not more than two plants	28	15	13	16	15	19
	Possess Cannabis for personal use less than 50 grams	224	208	247	296	249	244
SOUTHERN	Cultivate for personal use - not more than two plants	14	6	2	4	2	0
	Possess Cannabis for personal use less than 50 grams	105	59	74	86	106	83
NT	Cultivate for personal use - not more than two plants	44	26	16	26	18	20
	Possess Cannabis for personal use less than 50 grams	377	330	389	434	422	403
<b>TOTAL</b>		<b>421</b>	<b>356</b>	<b>405</b>	<b>460</b>	<b>440</b>	<b>423</b>

**Source:** IJS data as at 2/09/2003

The date is based on infringement tickets issued rather than the date of offence as applied in previous annual report

REGION	SELECTED DRIVING OFFENCE CATEGORY	1997/1998	1998/1999	1999/2000	2000/2001	2001/2002	2002/2003
CENTRAL	Driver Under Influence	150	167	126	145	184	161
	Refuse Breathalyzer	6	8	9	7	5	7
	Fail to Supply Sufficient Sample	50	59	54	75	73	65
	Exceed 0.00%	48	39	37	27	49	47
	Exceed 0.05%	8	18	9	9	12	5
	Exceed 0.08%	121	100	102	110	117	95
	Exceed 0.15%	198	240	198	192	212	188
	<b>TOTAL</b>	<b>581</b>	<b>631</b>	<b>535</b>	<b>565</b>	<b>652</b>	<b>568</b>
DARWIN	Driver Under Influence	480	440	351	403	402	310
	Refuse Breathalyzer	31	18	21	20	17	14
	Fail to Supply Sufficient Sample	159	111	115	133	81	30
	Exceed 0.00%	138	89	81	81	53	39
	Exceed 0.05%	29	30	15	13	17	9
	Exceed 0.08%	357	350	265	262	261	194
	Exceed 0.15%	612	562	451	410	355	241
	<b>TOTAL</b>	<b>1 806</b>	<b>1 600</b>	<b>1 299</b>	<b>1 322</b>	<b>1 186</b>	<b>837</b>
SOUTHERN	Driver Under Influence	181	143	199	194	230	226
	Refuse Breathalyzer	7	12	5	11	8	9
	Fail to Supply Sufficient Sample	79	66	96	138	174	130
	Exceed 0.00%	72	88	113	84	88	79
	Exceed 0.05%	15	8	21	18	23	21
	Exceed 0.08%	184	165	226	169	154	264
	Exceed 0.15%	323	318	385	304	300	440
	<b>TOTAL</b>	<b>861</b>	<b>800</b>	<b>1 045</b>	<b>918</b>	<b>977</b>	<b>1 169</b>
NT	Driver Under Influence	811	750	676	742	816	697
	Refuse Breathalyzer	44	38	35	38	30	30
	Fail to Supply Sufficient Sample	288	236	265	346	328	225
	Exceed 0.00%	258	216	231	192	190	165
	Exceed 0.05%	52	56	45	40	52	35
	Exceed 0.08%	662	615	593	541	532	553
	Exceed 0.15%	1 133	1 120	1 034	906	867	869
	<b>TOTAL</b>	<b>3 248</b>	<b>3 031</b>	<b>2 879</b>	<b>2 805</b>	<b>2 815</b>	<b>2 574</b>

## INFRINGEMENT NOTICES ISSUED

REGION	INFRINGEMENT TYPE	1997/1998	1998/1999	1999/2000	2000/2001	2001/2002	2002/2003
Central	Exceed Speed Limit	545	474	1 608	1 036	1 098	857
	Failed to Comply Seat Belts	349	430	240	266	217	259
	Failed To Obey Traffic Lights	19	40	120	8	11	16
	Failed To Obey Traffic Control Devices	22	27	33	12	26	11
	Unroadworthy	17	30	20	19	20	31
	Drink Drive 0.05-0.08%	27	13	12	11	11	13
	Other	1 051	675	2 855	239	370	479
	<b>Total</b>	<b>2 030</b>	<b>1 689</b>	<b>4 888</b>	<b>1 591</b>	<b>1 753</b>	<b>1 666</b>
Darwin	Exceed Speed Limit	4 174	7 357	13 870	22 845	44 454	32 058
	Failed to Comply Seat Belts	839	1 406	967	912	1 581	1 102
	Failed To Obey Traffic Lights	442	451	656	1 760	1 955	382
	Failed To Obey Traffic Control Devices	92	120	229	283	341	180
	Unroadworthy	197	161	89	100	167	147
	Drink Drive 0.05-0.08%	101	78	56	56	62	75
	Other	3 997	15 921	6 024	1 539	2 215	3 083
	<b>Total</b>	<b>9 842</b>	<b>25 494</b>	<b>21 891</b>	<b>27 495</b>	<b>50 775</b>	<b>37 027</b>
Southern	Exceed Speed Limit	981	574	906	800	1 420	1 499
	Failed to Comply Seat Belts	798	851	697	383	539	771
	Failed To Obey Traffic Lights	74	58	119	42	53	92
	Failed To Obey Traffic Control Devices	83	39	30	23	48	41
	Unroadworthy	10	34	19	11	11	30
	Drink Drive 0.05-0.08%	20	23	31	13	16	17
	Other	1 561	864	1 622	333	658	927
	<b>Total</b>	<b>3 527</b>	<b>2 443</b>	<b>3 424</b>	<b>1 605</b>	<b>2 745</b>	<b>3 377</b>
All	Exceed Speed Limit	5 700	8 405	16 384	24 681	46 972	34 414
	Failed to Comply Seat Belts	1 986	2 687	1 904	1 561	2 337	2 132
	Failed To Obey Traffic Lights	535	549	895	1 810	2 019	490
	Failed To Obey Traffic Control Devices	197	186	292	318	415	232
	Unroadworthy	224	225	128	130	198	208
	Drink Drive 0.05-0.08%	148	114	99	80	89	105
	Other	6 609	17 460	10 501	2 111	3 243	4 489
	<b>Total</b>	<b>15 399</b>	<b>29 626</b>	<b>30 203</b>	<b>30 691</b>	<b>55 273</b>	<b>42 070</b>

Source: IJIS data as at 2/09/2003

The date is based on infringement tickets issued rather than the date of offence as applied in previous annual report

# ROAD SAFETY STATISTICS

## ACCIDENTS AND INJURIES

	1998-99	1999-00	2000-01	2001-02	2002-03
Number of Accidents	2316	2487	2457	2396	2299
Number of Fatal Accidents	51	48	46	40	45
Number of Fatalities	57	52	53	45	61
Number of Injuries	1378	1259	1272	1133	1020
Injuries/10 000 pop	71.5	64.4	64.0	56.7	51.7
Injuries/10 000 lic drivers	125.5	109.8	111.8	99.8	
Injuries/10 000 reg vehicles	138.2	124.6	126.1	110.6	

## NUMBER OF ROAD FATALITIES BY ROAD TYPE USERS

	1998-99	1999-00	2000-01	2001-02	2002-03
Motor Vehicle Driver	21	19	15	13	18
Motor Vehicle Passenger	17	17	21	15	34
Motorcycle (rider and passenger)	8	3	6	3	3
Bicycles, Pedestrians and Other	11	13	11	14	6
<b>Total</b>	<b>57</b>	<b>52</b>	<b>53</b>	<b>45</b>	<b>61</b>

The accident stats was extracted from the Vehicle Accident Data Base on 4 September 2003.  
The data base is managed by the Department of Infrastructure, Planning and Environment.

## Contact details

### Direct all correspondence to:

Commissioner of Police, PO Box 39764, Winnellie NT 0821.

#### Headquarters

Peter McAulay Centre  
McMillans Road  
PO Box 39764  
Winnellie NT 0821  
Tel: (08) 8922 3344

#### Ali Curung

Tel: (08) 8964 1959

#### Alice Springs

Alice Springs Police Station  
Cnr Bath & Parsons Street  
PO Box 2630  
Alice Springs NT 0871  
Tel: (08) 8951 8888

#### Adelaide River

Tel: (08) 8976 7042

#### Avon Downs

Tel: (08) 8964 5555

#### Batchelor

Tel: (08) 8976 0015

#### Borroloola

Tel: (08) 89758770  
Fax: (08) 8975 8769

#### Casuarina

Casuarina Local Police Office  
Dripstone Road  
Casuarina NT 0812  
Tel: (08) 8922 7333

#### Daly River

Tel: (08) 8978 2466

#### Darwin CBD

Darwin Local Police Office  
81 Smith Street  
Darwin NT 0801  
Tel: (08) 8999 5909

#### Elliott

Tel: (08) 8969 2010

#### Groote Eylandt

Tel: (08) 8987 6122

#### Harts Range

Tel: (08) 8956 9772

#### Jabiru

Tel: (08) 8979 2122

#### Kalkaringi

Tel: (08) 8975 0790

#### Katherine

Katherine Police Station  
Stuart Highway  
PO Box 320  
Katherine NT 0851  
Tel: (08) 8973 8000

#### Kulgera

Tel: (08) 8956 0974

#### Kunbarllanjnja (Oenpelli)

Tel: (08) 9879 0180

#### Lajamanu

Tel: (08) 8975 0622

#### Maningrida

Tel: (08) 8979 5939

#### Maranboy (Bamyili)

Tel: (08) 8975 4500

#### Mataranka

Tel: (08) 8975 4511

#### Nightcliff

Nightcliff Shop Front  
Phoenix Street  
Nightcliff NT 0810  
Tel: (08) 8948 9120



**Ngukurr (Roper River)**

Tel: (08) 8975 4644

**Nhulunbuy**

Nhulunbuy Police Station

Endeavour Square

Nhulunbuy NT 0881

Tel: (08) 8987 1333

**Ntaria (Hermannsberg)**

Tel: (08) 8956 7422

**Palmerston**

Chung Wah Terrace

Palmerston NT 0830

Tel: (08) 8999 3422

**Papunya**

Tel: (08) 8956 8510

**Pine Creek**

Tel: (08) 8976 1255

**Pirlangimpi (Garden Point)**

Tel: (08) 8978 3969

**Tennant Creek**

Patterson Street

Tennant Creek NT 0860

Tel: (08) 8962 4444

**Ti Tree**

Tel: (08) 8956 9733

**Timber Creek**

Tel: (08) 8975 0733

**Wadeye (Port Keats)**

Tel: (08) 8978 2366

**Yuendumu**

Tel: (08) 8956 404

**Yulara (Ayers Rock)**

Yulara Drive

Yulara NT 0872

Tel: (08) 8956 2166

## CONTACTS – ABORIGINAL COMMUNITY POLICE OFFICES

### **Galiwinku**

Tel: (08) 8987 9089

### **Nguiu**

Tel: (08) 8978 3967

### **Imanpa**

Tel: (08) 8956 0974

### **Santa Teresa**

Tel: (08) 8956 0887

### **Kintore**

Tel: (08) 8956 8510

### **Yarralin**

Tel: (08) 8975 0537

### **Milikapiti**

Tel: (08) 8978 3967

### **Yirrkala**

Tel: (08) 8987 1333

## **CONTACTS – FIRE SERVICE**

### **Headquarters**

Iliffe Street  
PO Box 39764  
Winnellie NT 0821  
Tel: (08) 8946 4107

### **Alice Springs Fire Station**

Lot 7728 Telegraph Terrace  
Alice Springs NT 0871  
Tel: (08) 8951 6688

### **Casuarina**

Dripstone Road  
Casuarina NT 0812  
Tel: (08) 8927 1222

### **Jabiru**

10 Leichhardt Street  
Jabiru NT 0886  
Tel: (08) 8979 2502

### **Katherine Fire Station**

1983 Stuart Highway  
Katherine NT 0851  
Tel: (08) 8973 8014

### **Palmerston**

46 Emery Avenue  
Palmerston NT 0830  
Tel: (08) 8932 1335

### **Nhulunbuy**

Westall Street  
Nhulunbuy NT 0881  
Tel: (08) 8987 1906

### **Tennant Creek**

Thompson Street  
Tennant Creek NT 0861  
Tel: (08) 8962 4403

### **Yulara**

Yulara Drive  
Yulara NT 0872  
Tel: (08) 8956 2061

## CONTACTS – EMERGENCY SERVICES

### Headquarters

Peter McAulay Centre  
McMillians Road  
PO Box 39764  
Winnellie NT 0821  
Tel: (08) 8922 3630

### Southern Division HQ

Telegraph Terrace  
PO Box 2630  
Alice Springs NT 0871  
Tel: (08) 8951 6688

### Katherine Volunteer Unit

Chardon Street  
PO Box 320  
Katherine NT 0851  
Tel: (08) 8972 3602

### Ali Curung

Tel: (08) 8964 1959

### Alice Springs

Tel: (08) 8951 6688

### Adelaide River

Tel: (08) 8976 7042

### Avon Downs

Tel: (08) 8964 5555

### Ntaria (Hermansberg)

Tel: (08) 8956 7422

### Palmerston

Tel: (08) 8932 1126

### Papunya

Tel: (08) 8956 8510

### Pine Creek

Tel: (08) 8976 1255

### Pirlangimpi (Garden Point)

Tel: (08) 8978 3967

### Tennant Creek

Tel: 0418 806704

### Ti Tree

Tel: (08) 8956 9733

### Timber Creek

Tel: (08) 8975 0733

### Yulara (Ayers Rock)

Tel: (08) 8956 2581