



Fact Sheet 2

Where must smoke alarms be installed?

Smoke alarms must be installed in the following premises/dwellings

Residential premises means:

(a) Class 1a - a single dwelling being-

- (i) a detached house; or
- (ii) one of a group of two or more attached dwellings, each being a building, separated by a *fire-resisting* wall, including a row house, terrace house, town house or villa unit; or

Class 1b -

- (i) Approved/ licensed boarding house, guest house, hostel or the like-
 - (A) with a total area of all floors not exceeding 300m², measured over the enclosing walls of the Class 1b; and
 - (B) in which not more than 12 persons would ordinarily reside; or
- (ii) 4 or more single dwellings located on one allotment and used for short-term holiday accommodation

which are not located above or below another dwelling or another Class of building other than a private garage; or

(b) a Class 2 - a building containing 2 or more dwelling units (e.g. flats, apartments); or

(c) a Class 3 - a residential building, other than a building of Class 1 or 2, which is a common place of long term or transient living for a number of unrelated persons, including –

- (i) a boarding house, guest house, hostel, lodging house or backpackers accommodation; or
- (ii) a residential part of a hotel or motel, school accommodation for the aged, disabled or children; or residential part of a health care building or detention centre; or

(d) a Class 4 part of a building – a dwelling unit that is a part of a commercial use (e.g. a caretakers or managers flat).

Moveable dwelling means	Defined as:
(a) a manufactured home ; or	A structure that: <ul style="list-style-type: none"> (a) has the character of a dwelling house; and (b) is designed to be able to be moved from one place to another; and includes an annex attached to the structure.
(b) a caravan ; or	A habitable structure designed to be towed or carried by a motor vehicle (whether or not the structure has wheels), and includes an annex attached to the structure. This would include motor homes, demountables, transportables and other structures used for accommodation purposes.
(c) a permanently sited tent	A tent that: <ul style="list-style-type: none"> (a) has a permanent floor structure; and (b) is used or offered for use for residential purposes

Installation

Residential premises smoke alarms must be installed in accordance with the following:

NOTE: Smoke alarms must be interconnected where there is more than one alarm (See Diagram b, c & d)

Location of Smoke Alarms - Class 1a buildings (see Diagram a & b)

Smoke alarms must be installed in a Class 1a building on or near the ceiling in-

- (a) any storey containing bedrooms-
 - (i) between each part of the dwelling containing bedrooms and the remainder of the dwelling; and
 - (ii) where bedrooms are served by a hallway, in that hallway; and
- (b) any other storey not containing bedrooms

Diagram a – Class 1a building where all bedrooms are grouped together and served by a hallway

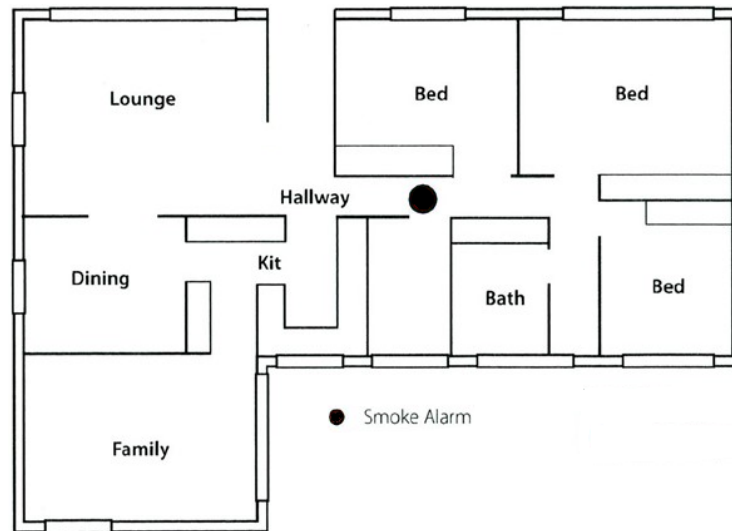
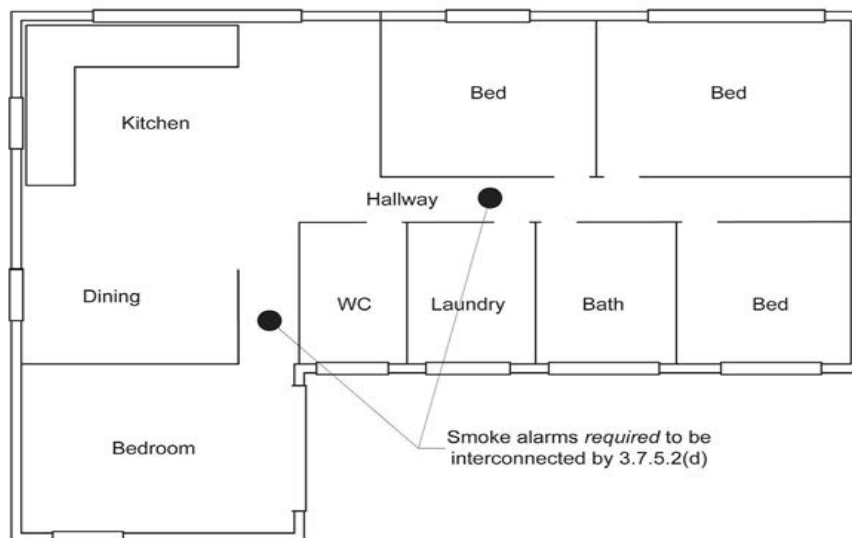


Diagram b – Class 1a building where bedrooms are located in separate areas



Location of Smoke Alarms - Class 1b buildings (see Diagram c & d)

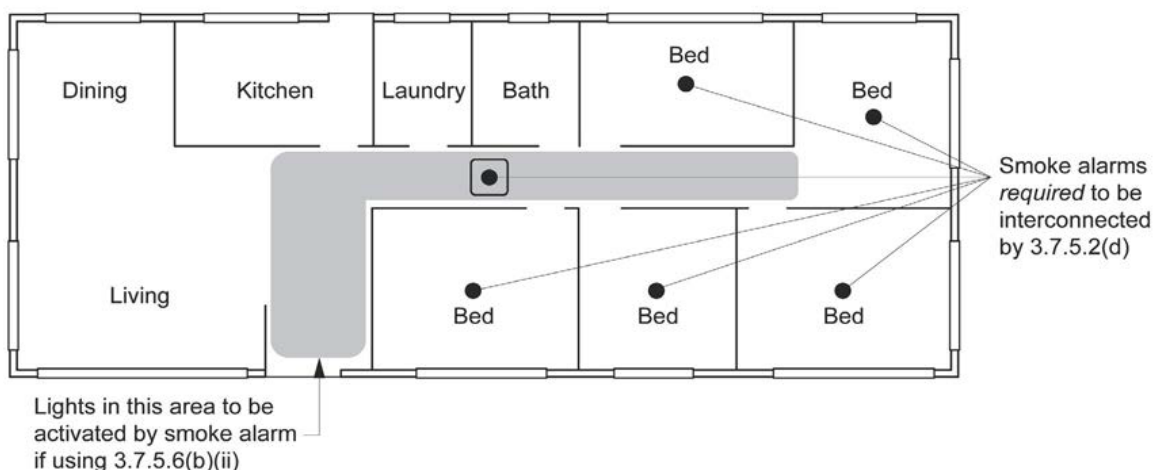
In a Class 1b building, smoke alarms must be installed on or near the ceiling –

- (a) in every bedroom; and
- (b) in every corridor or hallway associated with a bedroom, or if there is no corridor or hallway, in an area between the bedrooms and the remainder of the building; and
- (c) on each other storey.

NOTE: Class 1b buildings require a system of lighting be installed to assist evacuation of occupants in the event of a fire, and-

- (a) be activated by the smoke alarm(s)
- (b) consist of-
 - (i) a light incorporated within the smoke alarm; or
 - (ii) the light located in the corridor, hallway or area served by the smoke alarm

Diagram c – Class 1b building where multiple rooms are served by a hallway



Caravan

For a caravan, one smoke alarm must be installed on the ceiling of the caravan.

Manufactured home

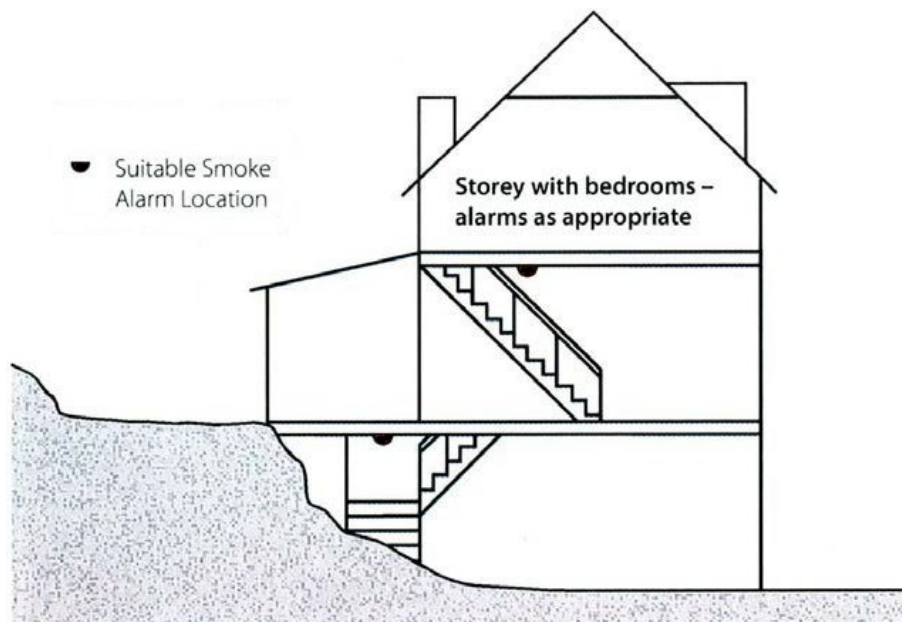
Smoke alarms must be installed on or near the ceiling –

- (a) in every corridor or hallway associated with a bedroom; or
- (b) if there is no corridor or hallway associated with a bedroom – between the part of the dwelling containing the bedroom and the remainder of the dwelling.

Multilevel homes and properties (see Diagram d)

Smoke alarms to be installed in corridors and hallways that lead to exits and the living area. If you are installing smoke alarms in a multilevel home or property you should have an additional alarm in the stairway between each level.

Diagram d – Multilevel homes and properties



Smoke alarms should be installed on or near the ceiling, with special care taken to avoid installation in the following areas –

- ☞ the apex of cathedral ceilings
- ☞ the corner junction of walls and ceilings
- ☞ between exposed beams, where there may be a dead air space
- ☞ not within 400mm of ceiling fan blades

If it is not practical to install the smoke alarm on the ceiling, then it may be installed on the wall between 300mm to 500mm below the ceiling.

For cathedral ceilings, between 500mm and 1500mm from the apex to the top of the alarm.

If it is not practicable for a smoke alarm to be installed at the location required under this regulation, the smoke alarm may be installed at another location that will provide a warning to occupants of the residential premises or moveable dwelling, for example a smoke alarm that is regularly activated by steam from a bathroom or smoke or fumes from a kitchen may be moved to another appropriate location.

